



2017 Pool Facilities Survey

Summary of Results

Analysis By:





For questions to the Irvington Club about this survey,
consult your Club Directory to contact:

Barbara Farmer, Club Manager

Or

Keith Johnson,

Pool Master Planning Committee Chair



For questions to the researchers, contact:

John Campbell, President

Campbell DeLong Resources, Inc.

John@cdri.com

503-221-2005, ext. 205

Contents

▶ Methods

▶ Findings:

- Demographics
- Overall satisfaction with pool facilities
- Importance/performance of pool activities & features
- Reaction to committee ideas
- Verbatim comments summary

▶ Researcher's conclusions

▶ Included in bound/PDF of report:

- Survey questionnaire
- Verbatim comments
- Data printout

Methods

- ▶ Survey designed by CDRI with Pool Master Planning Committee & Irvington Club Board
- ▶ Data collected online between June 27 & July 15, 2017
- ▶ All adult members, including all-facilities (Full Members) & Swim Members invited to participate
- ▶ 248 respondents: 134 Full Members, 90 Swim Members (82 Swim only, 8 Swim & Associate).
Remainder: Associate (10), Other (3), no-answer (11)
- ▶ While tests of statistical reliability are mostly not relevant for a high-participation, all-members-invited survey; beware of over-analyzing differences of similar scale (e.g., 65% & 75% are both “a lot”).

Methods, continued...

- ▶ Data printouts breakdown each question by 20 segments including:
 - Membership types (Full, Swim, Other)
 - Household experience with children having used pool (swim team, regular summer use, swim lessons)
 - Presence of children in household currently
 - Types of pool use by adults in household (with/without children, lap swim)
 - Length of membership
 - Overall satisfaction level rating with pool area
- ▶ If reviewing printouts, suggest discussing theorized added findings with CDRI prior to decision-making.



Researcher Disclosures

- ▶ Principals, John Campbell & Martha DeLong, have conducted local, national, & international market research since early 1980s. Founded CDRI in 1990
- ▶ Both are Irvington Club members, since 2000
- ▶ Both play tennis; Martha swims laps at the pool; John hasn't used pool in years
- ▶ John, lead on this project, is currently on the Irvington Club Board
- ▶ Project was conducted for Club without charge.

Demographics

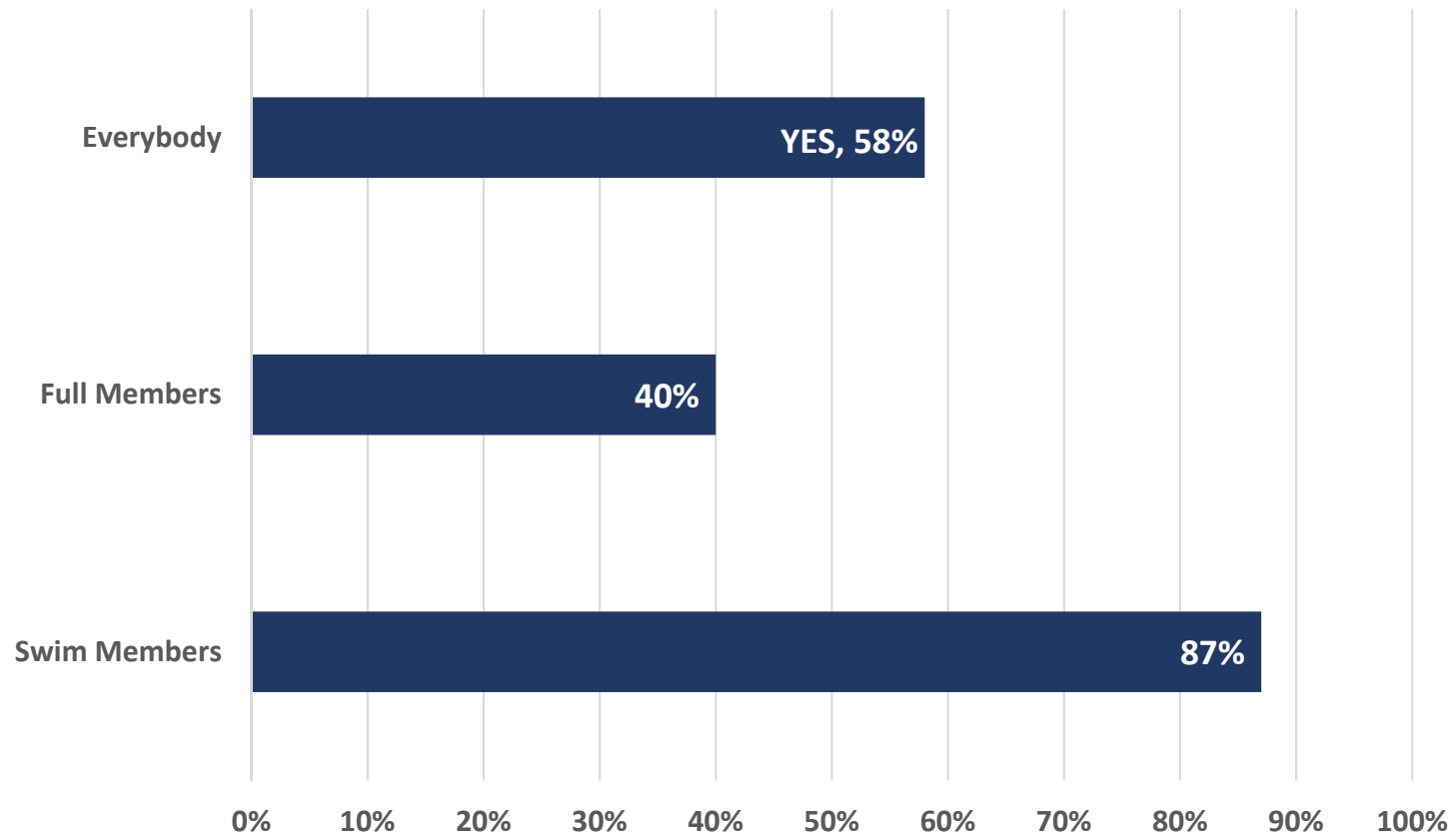
Demographics

Overall:

- ▶ Compared to Full Members, Swim Members are:
 - More likely to have children in the household
 - Less likely to have been members for a long time
- ▶ Other than those two differences: *Swim Members and Full Members opinions are more similar than not on most questions.*

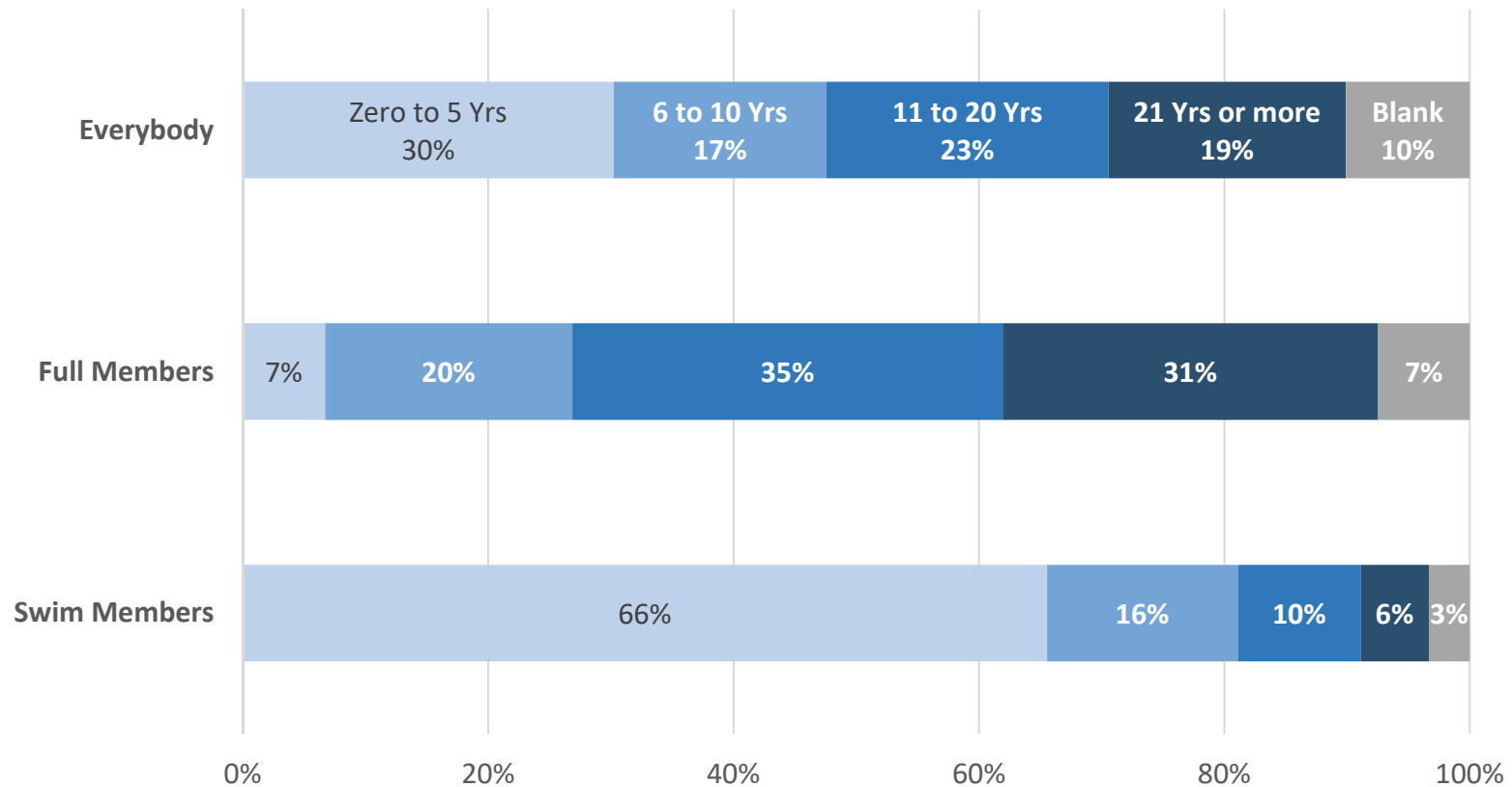
40% of Full Members, 87% of Swim Members have children in household now

Q: Does your membership include children who are *currently* under the age of 18?



As might be expected, big difference in typical length of membership between Swim & Full members

Q: Approximately how long have you been a member of the Irvington Club (including any type of membership you may have had)?

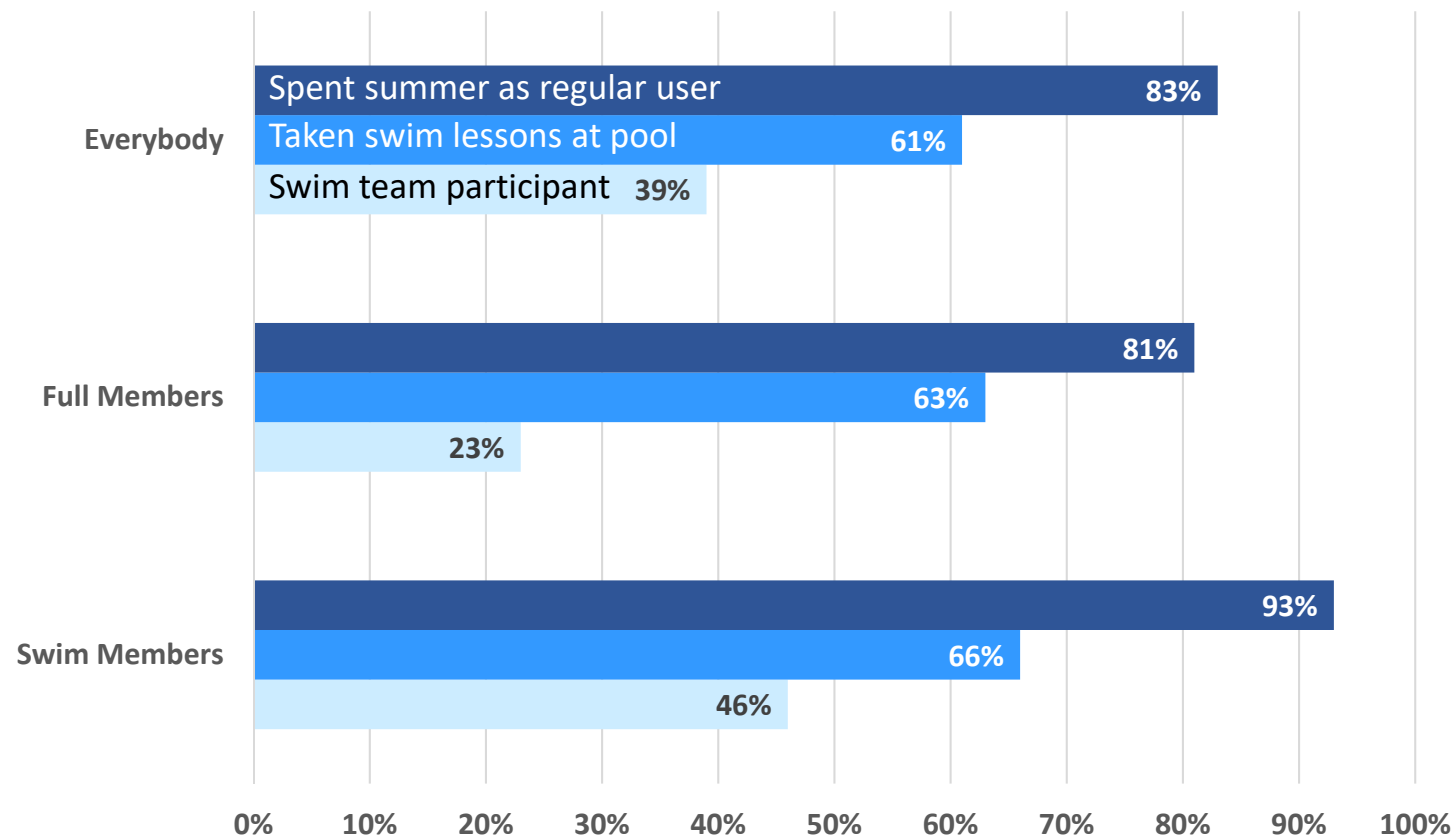


Compared to 2016 survey of Full Members, somewhat more Full Members in the 2017 pool survey are in the 11-20 year range, fewer are in the 21+ range.

Vast majority have had child use the pool a lot...

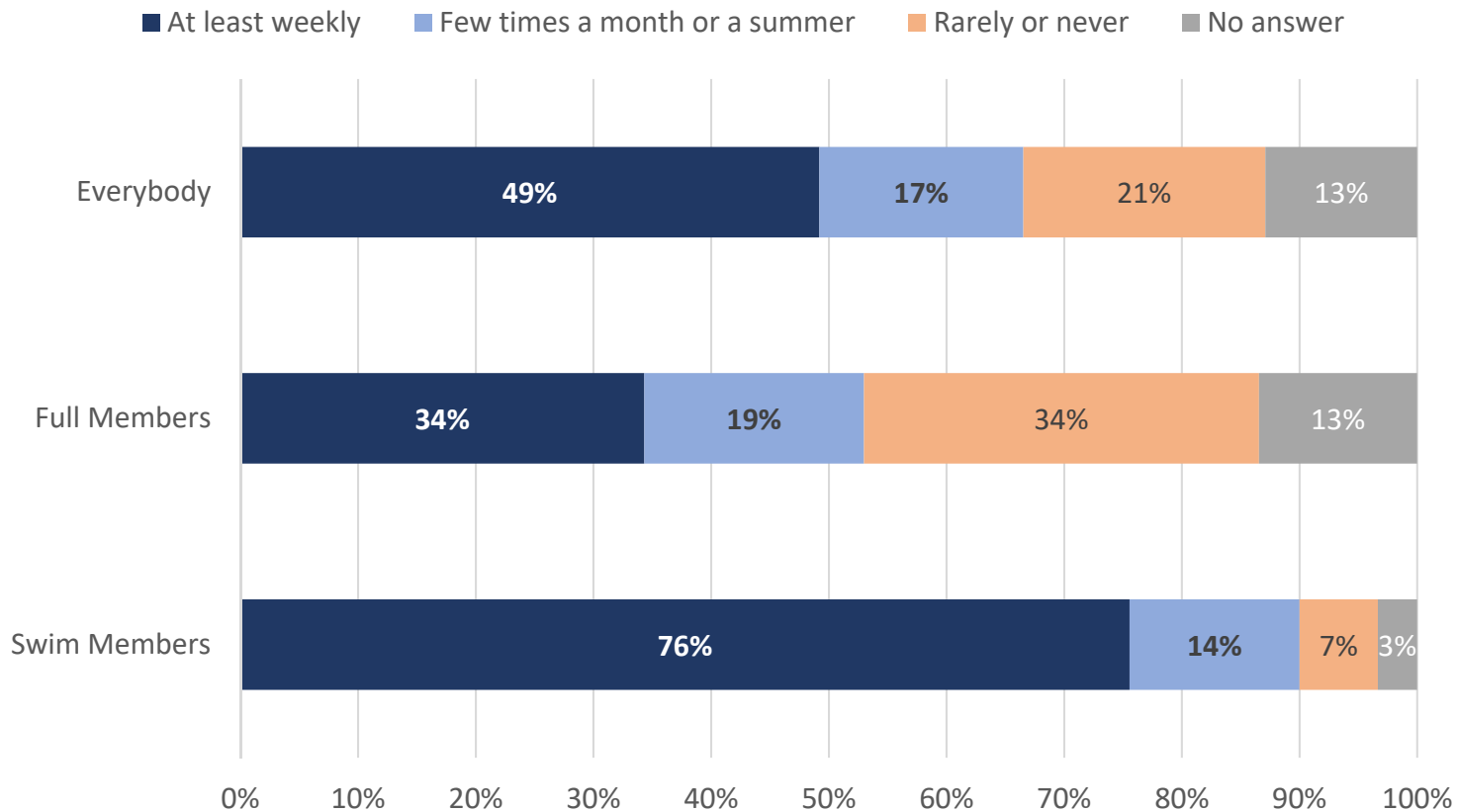
Q: At any time since you first joined the Club has a child in your household...

- ✓ Spent at least one summer making regular (at least weekly) use of the club pool to swim for fun
- ✓ Taken swim lessons at the pool
- ✓ Participated in summer swim team at the pool



Adults in 76% of Swim Member households have recent experience visiting pool with children along vs. a third of Full Member households

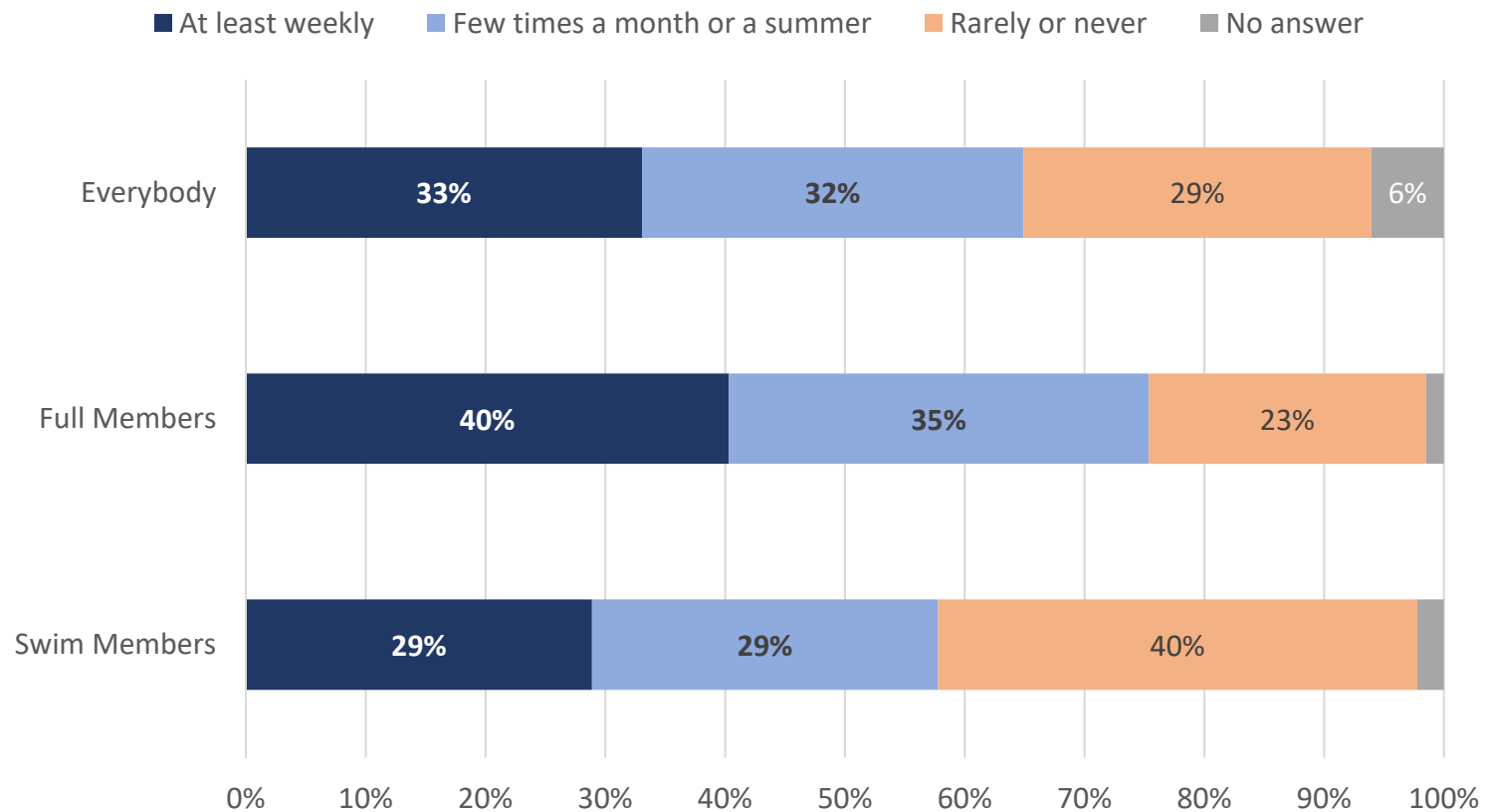
Q: In the last few summers, how often have you, or any other adult member of your household, used the pool area with children along...



Note: For simplicity, chart combines original answers for “multiple times a week” & “about once a week” as well as the answers for “a few times a month” & “a few times a summer.”

Household adult use without children along is similar, but a bit more likely, for Full Members than for Swim Members

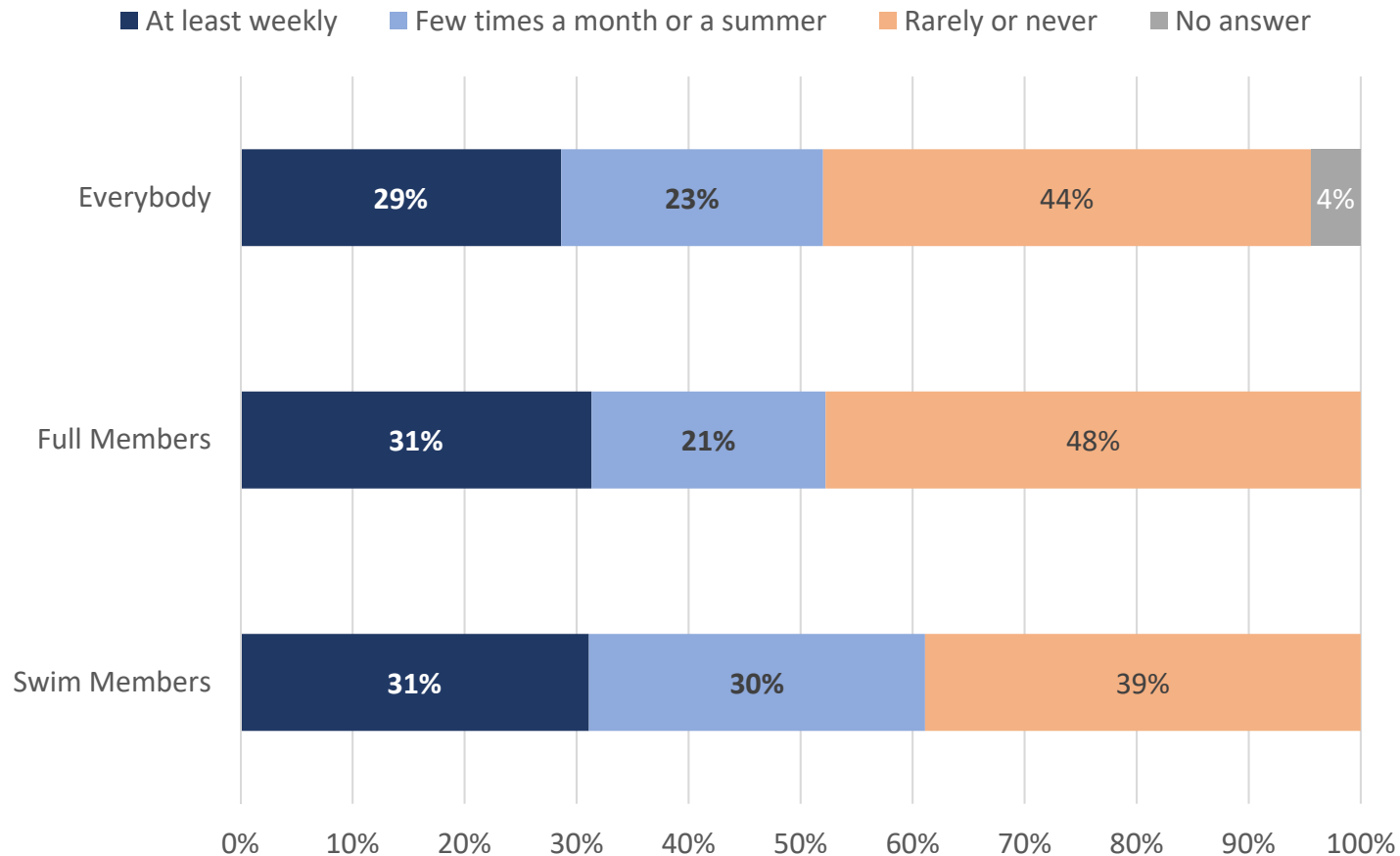
Q: In the last few summers, how often have you, or any other adult member of your household, used the pool area without children along...



Note: Chart combines answers of “multiple times a week” & “about once a week” as well as answers “a few times a month” & “a few times a summer.” Percentages under 3% shown graphically, but not labelled.

Very similar rate of pool use for adult lap swim

Q: In the last few summers, how often have you, or any other member of your household, used the pool area specifically for adult lap swim?



Note: Chart combines original answers of “multiple times a week” & “about once a week” as well as the answers of “a few times a month” & “a few times a summer.”

Overall satisfaction with
pool facilities

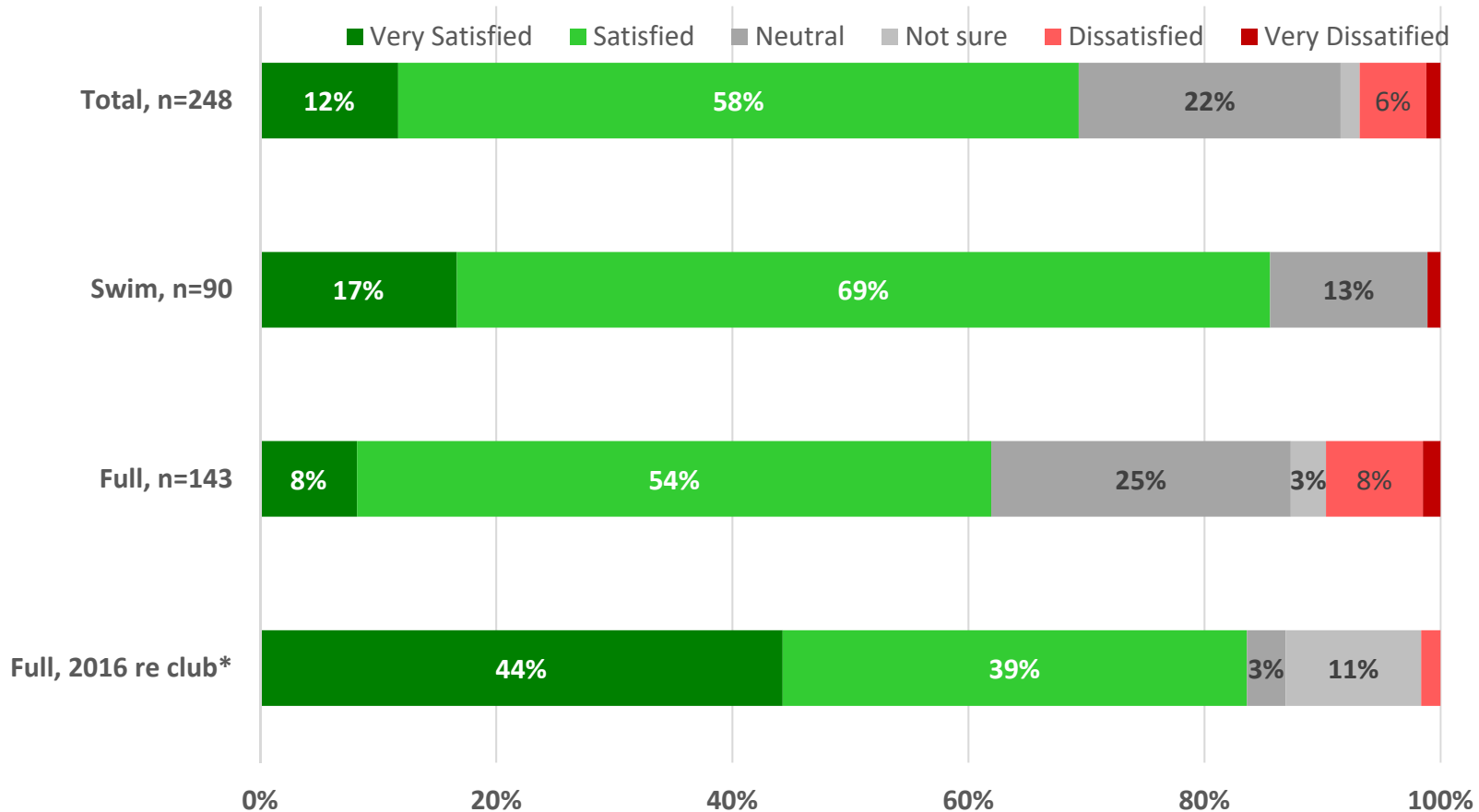
Overall satisfaction with pool facilities

- ▶ Overall, 7 in 10 are satisfied, few (7%) dissatisfied
- ▶ Swim Members are *more* satisfied with the pool facilities than are Full Members (86% to 62%)
- ▶ Compared to a similar question (asked about club facilities overall) in 2016, Full Members are more satisfied with whole club than with pool area (84% to 62%) with many more identifying themselves as “very” satisfied with club facilities

(Graphic shown on next slide...)

Satisfaction with pool facilities...

Q: Overall how satisfied are you with the Irvington Club's pool facilities?



Note: Percentages lower than 3% shown graphically, but not labelled. Neutral and “no answer variants” shown together, in shades of gray, between satisfied and dissatisfied.

* “Full, 2016 re club” shows how Full Members responded in 2016 to a similar question about the club’s facilities *overall* with a separate choice of “other comments” shown in place of the “Not sure” category on the above chart — a comparison that isn’t exact.

Importance/performance of
pool activities & features

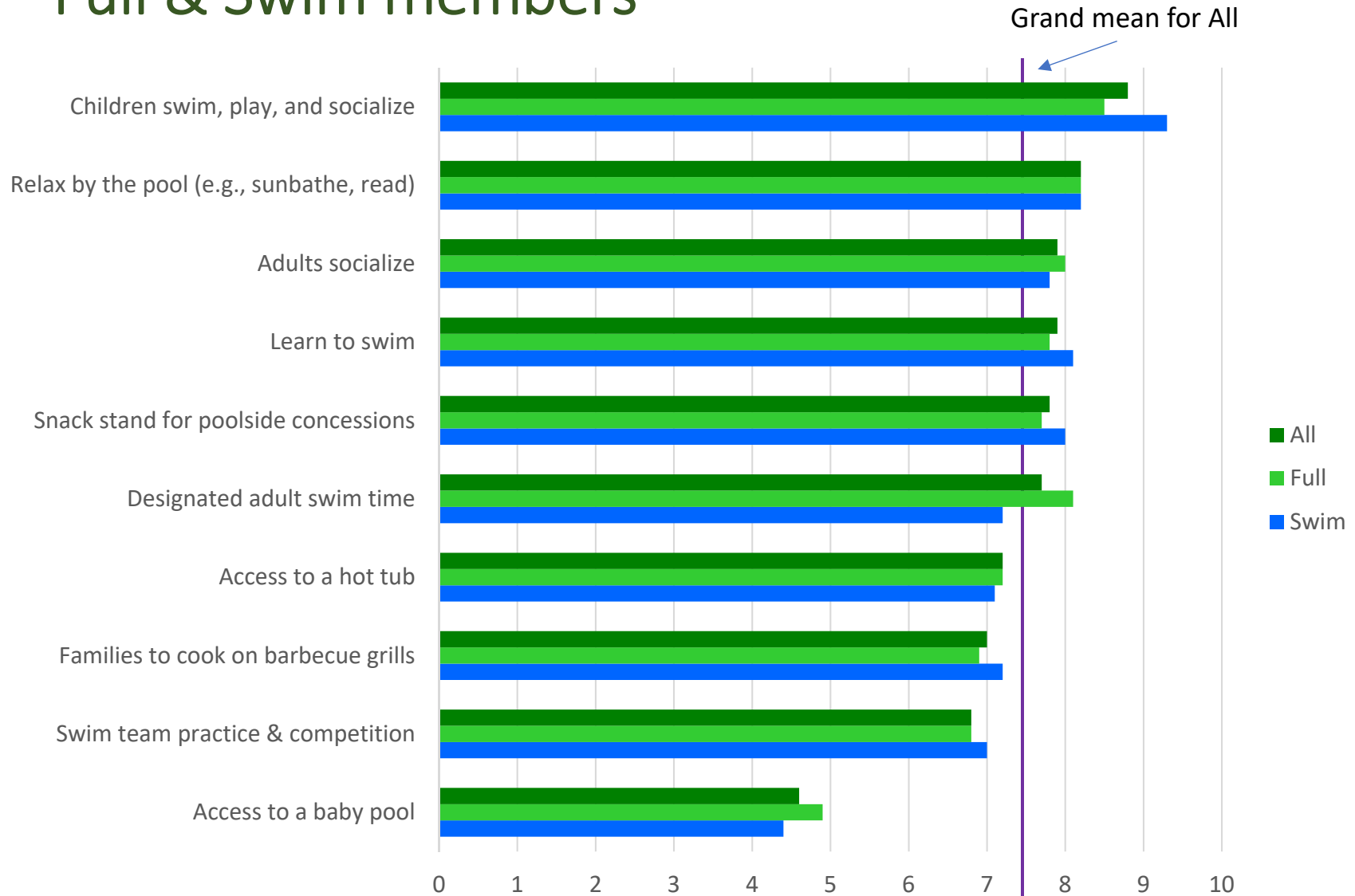
Importance of Pool Facility Activities/Features...

Q: Please review the following activities/features and rate *how important you believe it is that the pool facility provide an opportunity for that activity*. Use a 0 to 10 scale, where 0 is “not important at all” and 10 is “very important.”

- ▶ A place for children to swim, play, and socialize
- ▶ A place to relax by the pool (e.g., sunbathe, read)
- ▶ A place for adults to socialize
- ▶ A place to learn to swim
- ▶ Snack stand with food, drinks, & similar concessions available for enjoying poolside
- ▶ Opportunities for designated adult swim time
- ▶ Access to a hot tub
- ▶ A place for families to cook their own meals on provided barbecue grills
- ▶ A place for summer swim team practice & competition
- ▶ Access to a baby/wading pool

Above list is in the order shown on the following graphic to allow easy comparison of the full text that was tested in the survey vs. the shorthand shown on the chart. The order shown in the actual survey instrument was different.

Average importance ratings are very similar for Full & Swim members

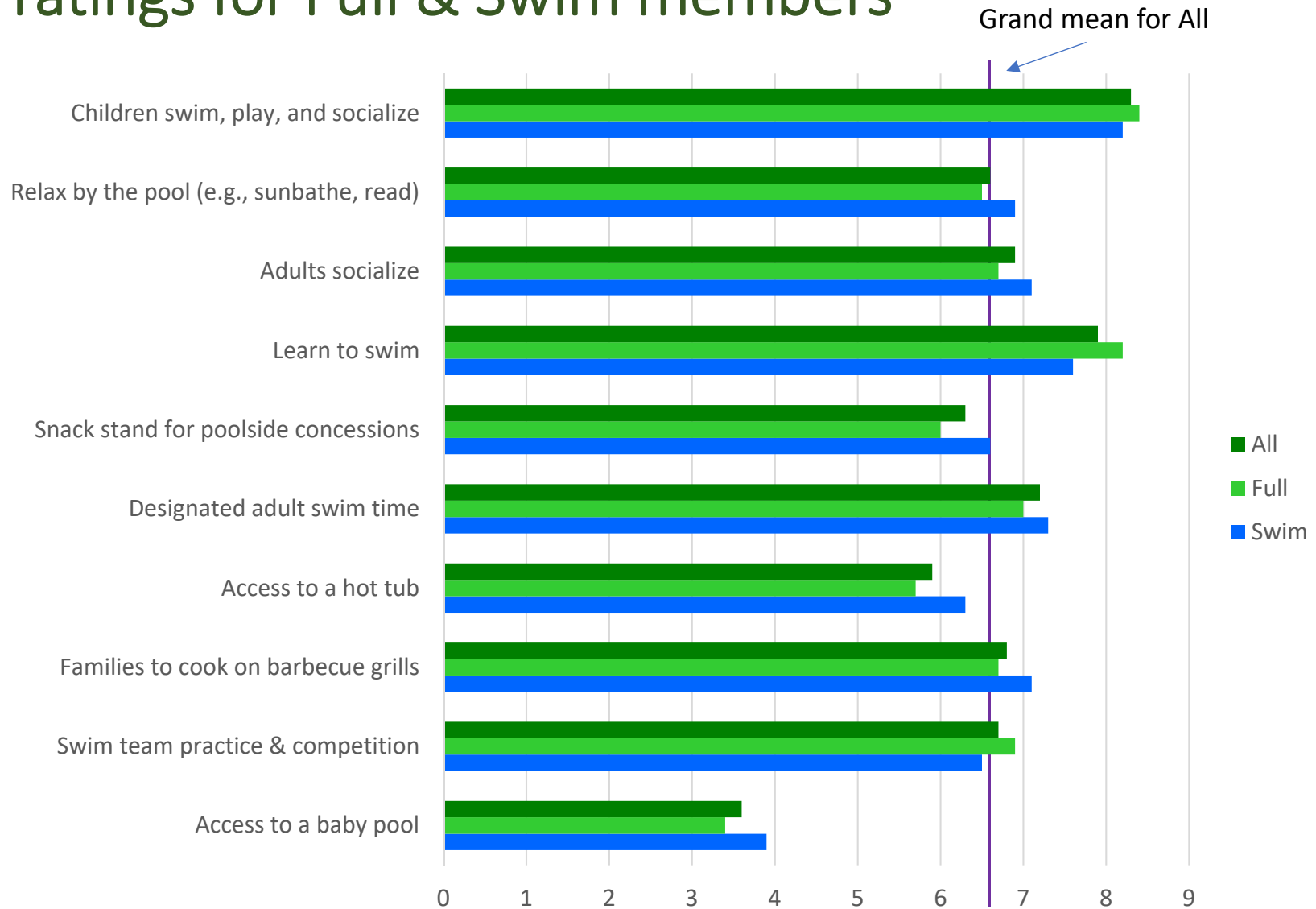


Performance of Pool facilities Activities/Features

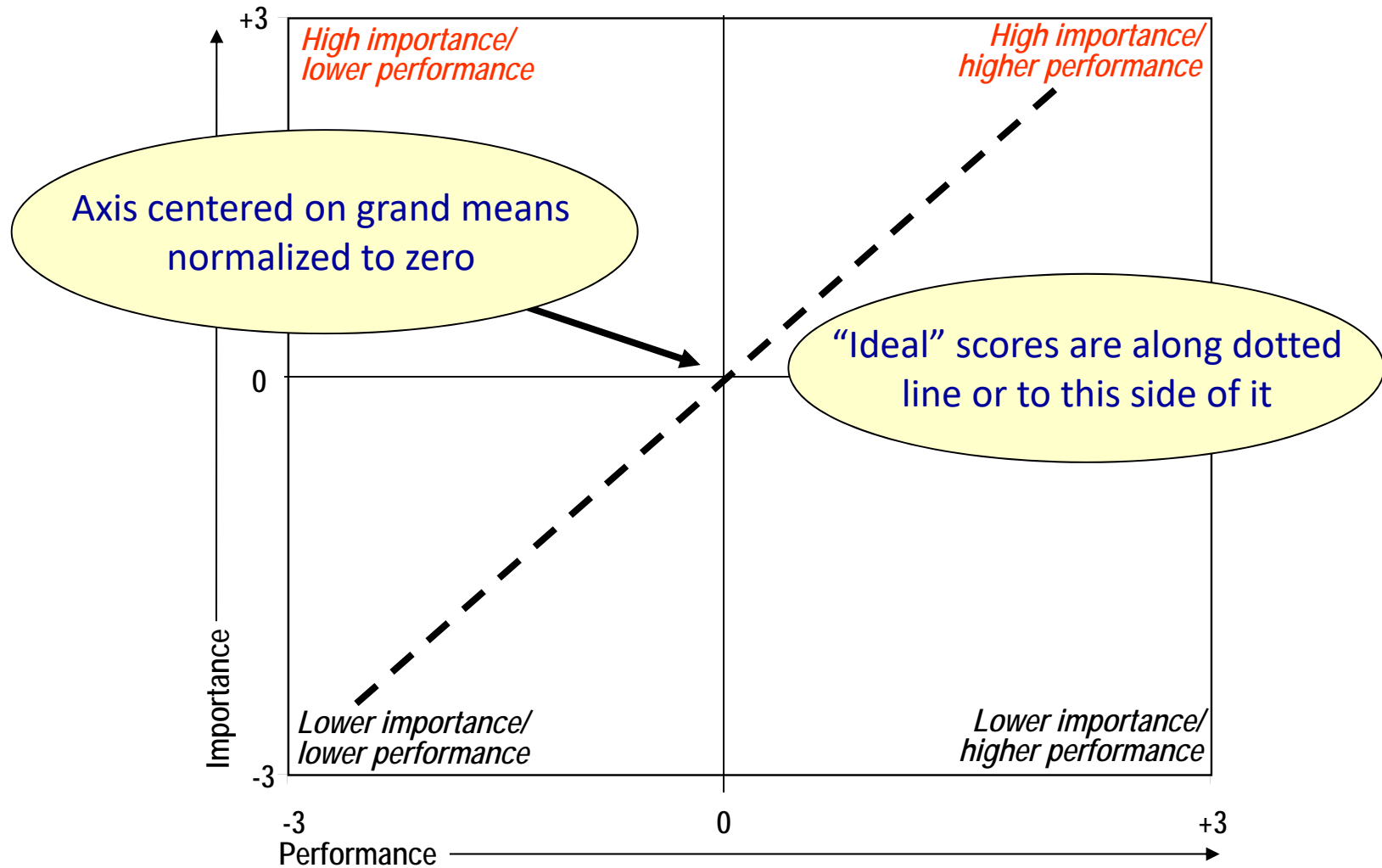
Q: Now please rate the same activities/features by how well you believe *the design of the current pool area* supports the activity. On this scale, “0” is *poor* and “10” is *excellent*

- ▶ A place for children to swim, play, and socialize
- ▶ A place to relax by the pool (e.g., sunbathe, read)
- ▶ A place for adults to socialize
- ▶ A place to learn to swim
- ▶ Snack stand with food, drinks, & similar concessions available for enjoying poolside
- ▶ Opportunities for designated adult swim time
- ▶ Access to a hot tub
- ▶ A place for families to cook their own meals on provided barbecue grills
- ▶ A place for summer swim team practice & competition
- ▶ Access to a baby/wading pool

Average performance ratings again show similar ratings for Full & Swim members

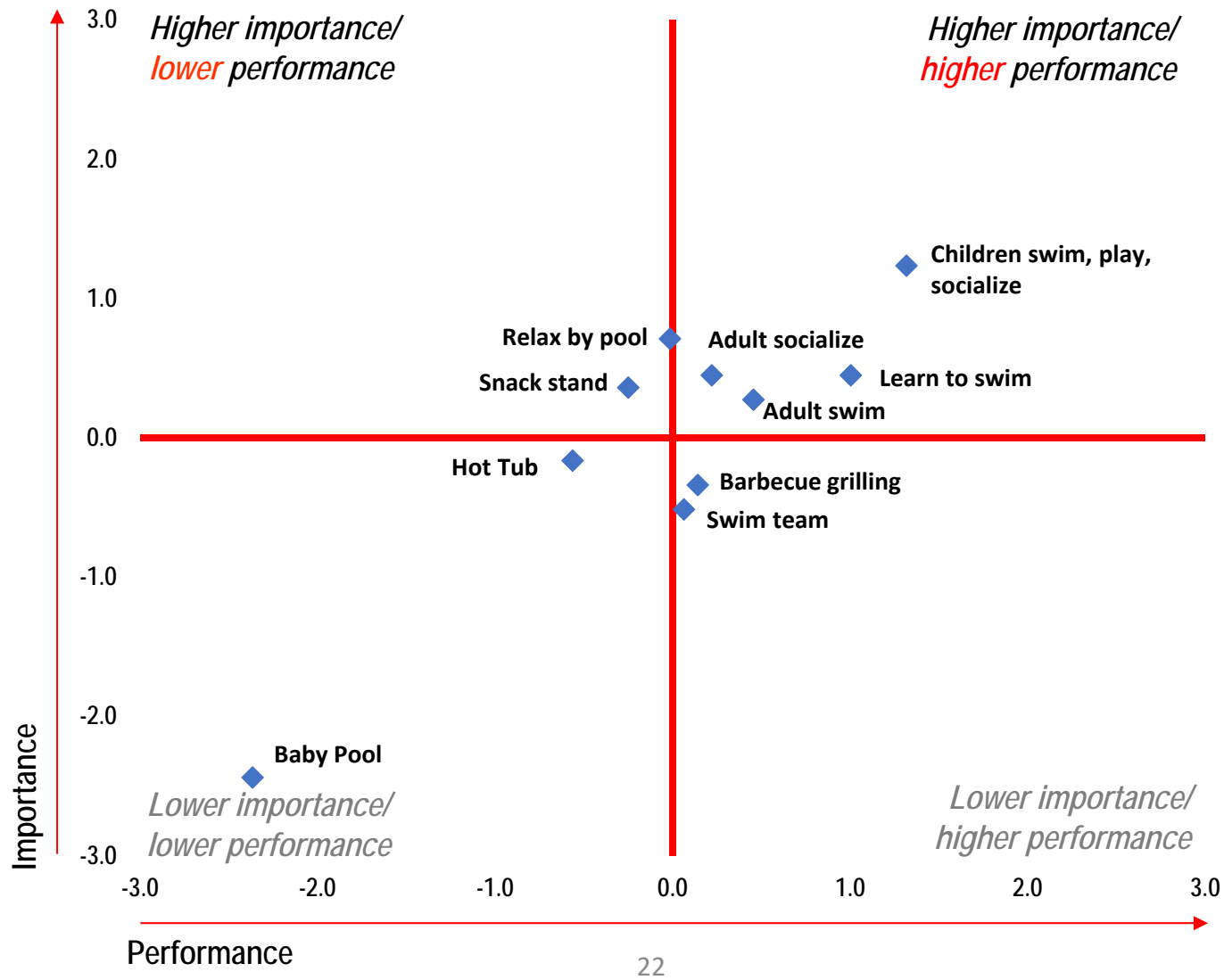


Explanation of importance vs. performance map



Scale points (-3 to 3) are technically standard deviations from the mean (called Z scores) — essentially an indicator of the degree to which a response is above or below the average response overall.

Perceptual map shows many positives. Shakiest positions are: relaxing by pool, snack stand, hot tub



Reaction to committee
ideas

Opinions of committee ideas, full text shown:

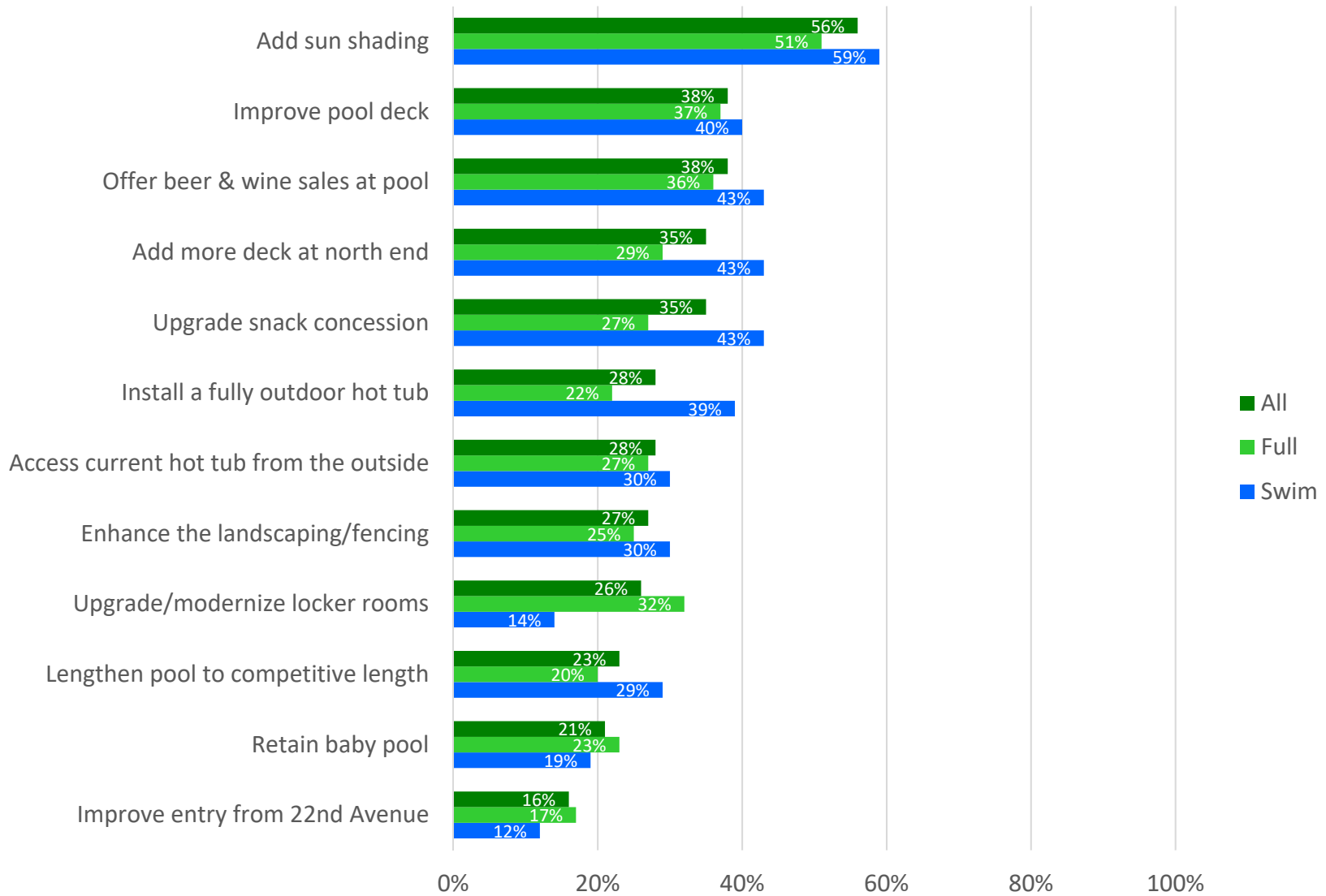
Q: The Pool Master Planning Committee has generated the following ideas for improvements at the pool. For each idea please tell us if you consider it *very important*, *somewhat important*, or *not important* to include in a pool upgrade master plan

- ▶ **Upgrade snack concession/food services** to offer expanded menu
- ▶ Upgrade food services to offer **beer and wine sales** without needing to go into the main lobby
- ▶ **Lengthen pool** from current 24 yards to 25 to make it regulation competitive length for swim team and lap swim (while retaining a full size outdoor doubles court)
- ▶ **Retain the current baby/wading pool** by making mandatory improvements to bring it up to current code
- ▶ Make pool **“deck” improvements** to provide a more aesthetically-pleasing surface
- ▶ **Improve the entry from 22nd Avenue** to the pool to make it more in keeping with the character of the rest of the club
- ▶ Add more options for **sun shading** such as trellises, awnings, or umbrellas
- ▶ Provide outdoor hot tub access by allowing **access to the current hot tub directly from the outside**
- ▶ Install a **fully outdoor hot tub**
- ▶ Upgrade/**modernize the locker rooms**
- ▶ Enhance the **landscaping and fencing** to elevate the visual appeal of the area
- ▶ Add **space at the north end** for more deck area while retaining a full regulation size of the outdoor doubles court

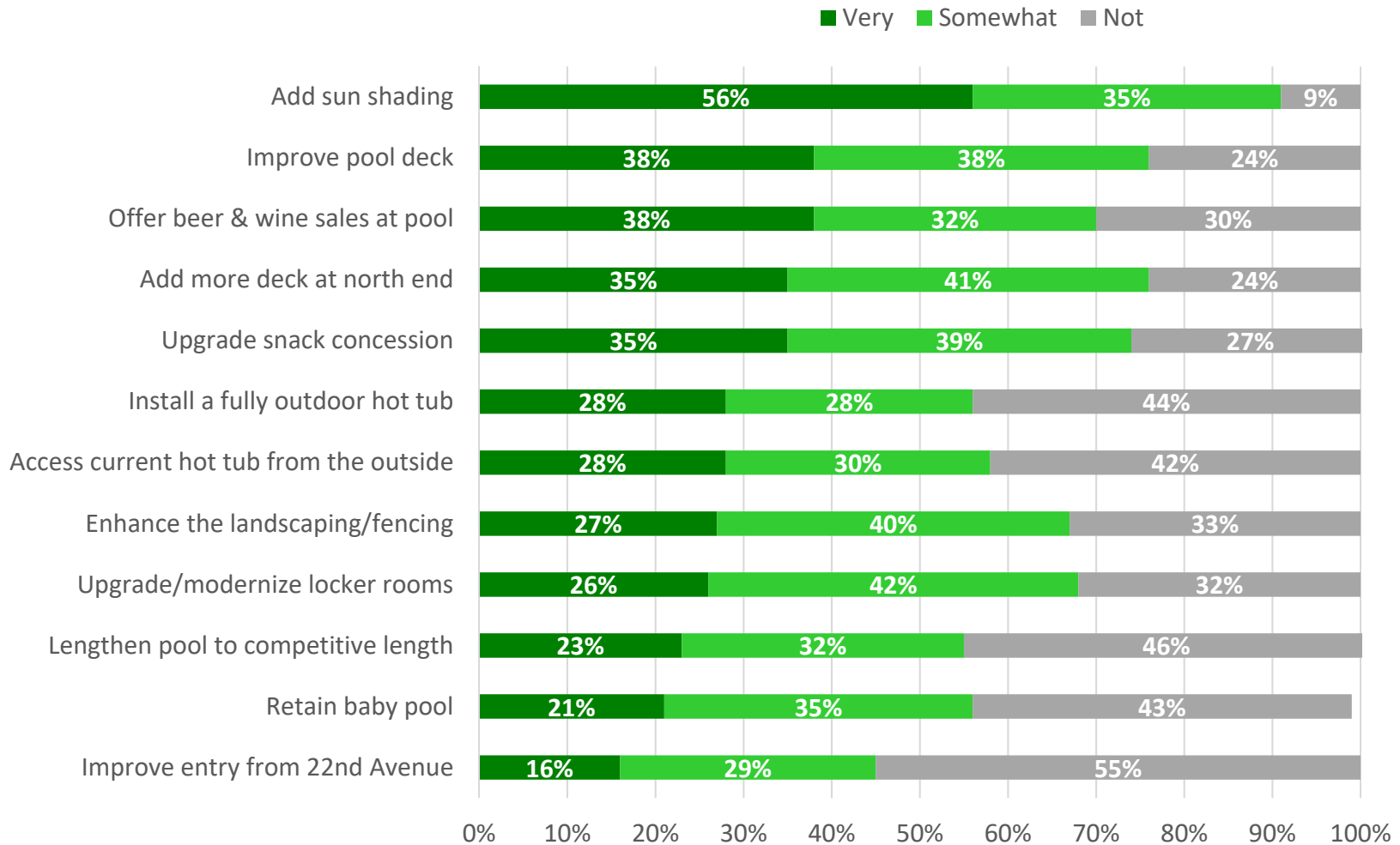
Key reactions to ideas...

- ▶ Adding sun shading only idea to earn over 50% “very important” rating — plainly a top priority
- ▶ Poolside alcohol equally valued with deck improvements, followed by more-deck-at-north-end and snack-stand improvement
- ▶ Improving the 22nd avenue entrance is least valued
- ▶ The baby pool & making the large pool competitive length are not a priority to most, but each has their passionate supporters (per verbatims)
- ▶ While support is similar, Swim Members show more support for most ideas, with locker room improvements being the notable exception.

Very Important ratings for committee ideas by Full and Swim membership...



Very, Somewhat, and Not Important ratings for committee ideas, from everybody...



Verbatim comments summary

Verbatim responses collected on two questions:

Before testing committee ideas:

- Q: *Are there changes or upgrades to the pool facilities that you would like to see made in the next few years? (74% said YES) Q: If you answered yes, what changes or upgrades, if any, do believe are important for the Club to make a priority for the pool area in the near future?*

After testing committee ideas:

- Q: *Now that you have read the committee's initial ideas, please offer any other comments, suggestions, or ideas you feel we should be considering.*

Verbatim responses underline, expand findings

In addition to findings shown in charts elsewhere, comments reveal...

- ▶ Many offer general support for most ideas (especially more shade!)
- ▶ Many comments about need for new furniture (already scheduled) as well as *more* furniture (e.g., more tables)
- ▶ A number of lap-swim-related recommendations, including need for different lane markings for lap swim, better/different pool edge, & wishes for longer pool
- ▶ Additional comments about pool/swim safety issues
- ▶ Many comments combine encouragement for improvements, while raising concerns about dues increases in one form or another
- ▶ Many comments about having expanded menu/healthier food choices
- ▶ Some schism between those who mostly appreciate the basics offered by the current pool area and those wishing for a different level of experience — e.g., short-order cook, towel service, poolside alcohol service
- ▶ The overwhelming majority of comments are civil, creative, insightful and seem likely to be very helpful to the Pool Master Planning committee

A complete record of all comments is provided in the PDF of this report.

Researcher's conclusions

The following are CDRI's conclusions based on current research and past experience. They extend the findings into recommendations and represent our judgment of appropriate steps based on the findings. They are the researcher's opinions and do not represent the opinions or policies of the Irvington Club Pool Master Planning Committee, the Club Board, or Club management.

Researcher's conclusions

- ▶ Remember that Swim & Full members are much more alike than not — read more into their similarities than into their (mostly) small differences
- ▶ Plans should emphasize sun shading — highest priority improvement desired by far
- ▶ Other higher priority items: Snack stand, deck improvements, and possibly more north-end space
- ▶ Near-term hot tub solution: Opening current tub to outdoors gets a lot of the desired result without taking away cherished deck space
- ▶ The space the baby pool occupies is likely better used for a different purpose.

Researcher's conclusions, continued...

- ▶ Keep up the good work making the pool a place for children to swim, play, & socialize — both Full & Swim members give this top *importance* and *performance* ratings
- ▶ For now, consider communications about poolside alcohol service challenges, rather than adding in the near-term
- ▶ Consider ways to improve proactively, yet incrementally
 - Many high-priority improvements (shading, better decking, snack stand improvements, perhaps outdoor access to hot tub) might be less expensive than other ideas, yet earn strong priority points
 - As already planned, ask for additional member feedback about any specific plans that could increase dues
- ▶ Remember that 1 out of 3 Swim & Full members live in households with regular lap swimmers. Make at least some lap swim requests a priority — some of which (e.g., lane lines installed during lap swim) cost little to implement.

Survey Questionnaire, print version

(The print version is shown. All surveys were actually filled out online — which showed different formatting on some questions, though used the same phrasing.)



Pool Facilities Survey

Turn the page to begin, or read below for some background on why we are conducting the survey. (If you would rather fill in the survey online, visit: www.cdri.com/ICPoolSurvey2017.)

- ▶ **Pool History:** The club's pool opened in June of 1957. It was first installed (by members pitching in with shovels!) out of concern for the club's financial survival during a time when tennis memberships were declining. It was a great success then and remains so today for all of us. Since then, the pool has become a favorite place for members, children and adults alike, to spend time in the summer.
- ▶ **Today:** While our pool area has gone through renovations since it was first installed, it is time to start thinking about possible improvements. Like any facility, some aspects of the pool will need updating soon, and the Board has formed a Master Planning Committee to evaluate a broad spectrum of potential improvements that could be made to the pool area. Simple upgrades, such as better Wi-Fi and furniture, are already planned, but the committee is evaluating more substantial options and would like your feedback and ideas.
- ▶ **Analysis of results:** After the surveys are collected, research firm Campbell DeLong Resources, Inc. will process and report on the data. Note that the survey does not collect names of respondents and the reporting will not associate names with comments.
- ▶ **Next steps:** The Pool Master Planning Committee will consider answers from the member survey along with suggestions from architects, designers, and club staff to recommend options, costs, and timelines for further consideration by the membership and board. The Planning Committee anticipates assembling a range of options, along with visualizations and costs, for further membership consideration. Costs of simpler recommendations (such as new furniture) are easily paid out of existing budgets and savings that the club has, while more comprehensive updates to the pool (such as reconstructing/reconfiguring the bathrooms) could require consideration of a temporary increase in dues to cover. There is currently no set timeline for when any improvements will occur, though the desire is to develop specific plans that can be implemented in a 2-5 year timeframe.
- ▶ **Who should take the survey:** All adult members, of all membership types, are invited to participate in the survey. Again, the link below should take you to the survey, which should take no more than 10 minutes of your time.

Your feedback is vital to help us in this planning process.

The survey begins on the next page...



Please fill out one survey per adult member...

1. Overall, how satisfied are you with the Irvington Club's Pool Facilities?

- Very satisfied
- Satisfied
- Neutral
- Dissatisfied
- Very Dissatisfied
- Not sure

2. Please review the following activities/features and rate *how important you believe it is that the pool facility provide an opportunity for that activity.* Use a 0 to 10 scale, where **0 is "not important at all" and 10 is "very important."** **Circle your response...**

Important to Provide?

Not important Very important DK

- a. A place to learn to swim 0... 1... 2... 3... 4... 5... 6... 7... 8... 9... 10
- b. A place for summer swim team practice & competition 0... 1... 2... 3... 4... 5... 6... 7... 8... 9... 10
- c. Opportunities for designated adult swim time 0... 1... 2... 3... 4... 5... 6... 7... 8... 9... 10
- d. A place for children to swim, play, and socialize 0... 1... 2... 3... 4... 5... 6... 7... 8... 9... 10
- e. Access to a baby/wading pool 0... 1... 2... 3... 4... 5... 6... 7... 8... 9... 10
- f. A place to relax by the pool (e.g., sunbathe, read)..... 0... 1... 2... 3... 4... 5... 6... 7... 8... 9... 10
- g. A place for adults to socialize..... 0... 1... 2... 3... 4... 5... 6... 7... 8... 9... 10
- h. A place for families to cook their own meals on provided barbecue grills 0... 1... 2... 3... 4... 5... 6... 7... 8... 9... 10
- i. Snack stand with food, drinks, & similar concessions available for enjoying poolside ... 0... 1... 2... 3... 4... 5... 6... 7... 8... 9... 10
- j. Access to a hot tub..... 0... 1... 2... 3... 4... 5... 6... 7... 8... 9... 10

3. Now please rate the same activities/features by how well you believe *the design of the current pool area* supports the activity. On this scale, **“0” is poor and “10” is excellent. Circle your response.**

	Current Performance?											
	Poor										Excellent	DK
a. A place to learn to swim	0	1	2	3	4	5	6	7	8	9	10	<input type="checkbox"/>
b. A place for summer swim team practice & competition.....	0	1	2	3	4	5	6	7	8	9	10	<input type="checkbox"/>
c. Opportunities for designated adult swim time	0	1	2	3	4	5	6	7	8	9	10	<input type="checkbox"/>
d. A place for children to swim, play, and socialize	0	1	2	3	4	5	6	7	8	9	10	<input type="checkbox"/>
e. Access to a baby/wading pool	0	1	2	3	4	5	6	7	8	9	10	<input type="checkbox"/>
f. A place to relax by the pool (e.g., sunbathe, read).....	0	1	2	3	4	5	6	7	8	9	10	<input type="checkbox"/>
g. A place for adults to socialize.....	0	1	2	3	4	5	6	7	8	9	10	<input type="checkbox"/>
h. A place for families to cook their own meals on provided barbecue grills	0	1	2	3	4	5	6	7	8	9	10	<input type="checkbox"/>
i. Snack stand with food, drinks, & similar concessions available for enjoying poolside ...	0	1	2	3	4	5	6	7	8	9	10	<input type="checkbox"/>
j. Access to a hot tub.....	0	1	2	3	4	5	6	7	8	9	10	<input type="checkbox"/>

4.

a. Are there changes or upgrades to the pool facilities that you would like to see made in the next few years?

Yes

No

Not sure

b. If you answered yes, what changes or upgrades, if any, do believe are important for the Club to make a priority for the pool area in the near future?

5. The Pool Master Planning Committee has generated the following ideas for improvements at the pool. For each idea please tell us if you consider it *very important*, *somewhat important*, or *not important* to include in a pool upgrade master plan:

	Importance		
	<u>Very</u>	<u>Somewhat</u>	<u>Not</u>
a. Upgrade snack concession/food services to offer expanded menu	<input type="checkbox"/>	<input type="checkbox"/>	<input type="checkbox"/>
b. Upgrade food services to offer beer and wine sales without needing to go into the main lobby	<input type="checkbox"/>	<input type="checkbox"/>	<input type="checkbox"/>
c. Lengthen pool from current 24 yards to 25 to make it regulation competitive length for swim team and lap swim (while retaining a full size outdoor doubles court)	<input type="checkbox"/>	<input type="checkbox"/>	<input type="checkbox"/>
d. Retain the current baby/wading pool by making mandatory improvements to bring it up to current code	<input type="checkbox"/>	<input type="checkbox"/>	<input type="checkbox"/>
e. Make pool “deck” improvements to provide a more aesthetically-pleasing surface	<input type="checkbox"/>	<input type="checkbox"/>	<input type="checkbox"/>
f. Improve the entry from 22 nd Avenue to the pool to make it more in keeping with the character of the rest of the club	<input type="checkbox"/>	<input type="checkbox"/>	<input type="checkbox"/>
g. Add more options for sun shading such as trellises, awnings, or umbrellas	<input type="checkbox"/>	<input type="checkbox"/>	<input type="checkbox"/>
h. Provide outdoor hot tub access by allowing access to the current hot tub directly from the outside	<input type="checkbox"/>	<input type="checkbox"/>	<input type="checkbox"/>
i. Install a fully outdoor hot tub	<input type="checkbox"/>	<input type="checkbox"/>	<input type="checkbox"/>
j. Upgrade/modernize the locker rooms	<input type="checkbox"/>	<input type="checkbox"/>	<input type="checkbox"/>
k. Enhance the landscaping and fencing to elevate the visual appeal of the area	<input type="checkbox"/>	<input type="checkbox"/>	<input type="checkbox"/>
l. Add space at the north end for more deck area while retaining a full regulation size of the outdoor doubles court	<input type="checkbox"/>	<input type="checkbox"/>	<input type="checkbox"/>

6. Now that you have read the committee’s initial ideas, please offer any other comments, suggestions, or ideas you feel we should be considering.

Please tell us a little about you and your membership to help us categorize answers:

7. At any time since you first joined the Club has a child in your household ... [CHECK ALL THAT APPLY]...

- | | Yes | No |
|--|--------------------------|--------------------------|
| Taken swim lessons at the pool | <input type="checkbox"/> | <input type="checkbox"/> |
| Participated in summer swim team at the pool..... | <input type="checkbox"/> | <input type="checkbox"/> |
| Spent at least one summer making regular
(at least weekly) use of the club pool to swim for fun | <input type="checkbox"/> | <input type="checkbox"/> |

8. Does your membership include children who are *currently* under the age of 18?
 Yes
 No

9. In the last few summers, how often have you, or any other *adult* member of your household, used the pool area...

a. *Without* children along?

- Multiple times a week
- About once a week
- A few times a month
- A few times a summer
- Rarely or never

b. *With* children along?

- Multiple times a week
- About once a week
- A few times a month
- A few times a summer
- Rarely or never

10. In the last few summers, how often have you, or any other member of your household, used the pool area specifically for adult lap swim?

- Multiple times a week
- About once a week
- A few times a month
- A few times a summer
- Rarely or never

11. What type of membership do you currently have? [**CHECK ONE ONLY.**]

- Full membership (full access to all facilities).....
- Swim membership (pool use only).....
- Associate membership.....
- Both Associate and Swim Membership*
- Other type of membership

12. Finally, approximately how long have you been a member of the Irvington Club (including any type of membership you may have had)?

YEARS: _____

Thank you for taking the survey! Your answers will be combined with others for analysis and reporting. If you have questions, concerns or ideas that you would like the club to provide a personal response for, please contact Barbara Farmer, General Manager, directly.

If you would like to get involved with the Pool Master Planning Committee, contact Keith Johnson, Committee Chair through your club directory.

Verbatim Comments

The following verbatim comments have had some, but certainly not all, spelling and simple punctuation issues corrected, but are otherwise as-written by the respondent. They show the provided-answers to two questions:

Before asking for reaction to the committee ideas:

- Q: *Are there changes or upgrades to the pool facilities that you would like to see made in the next few years? (74% said YES)*
- Q: *If you answered yes, what changes or upgrades, if any, do believe are important for the Club to make a priority for the pool area in the near future?*

After collecting reaction to the committee ideas:

- Q: *Now that you have read the committee's initial ideas, please offer any other comments, suggestions, or ideas you feel we should be considering.*

Before: What pool area changes or upgrades, if any, do believe are important to make in the near future?	After: Now that you have read committee's ideas, offer any comments, suggestions, or ideas.
1. True 25-meter length; 2. Retiled so that black tiled lines on bottom are in the correct place in the lane;	Because you can't have it all, the outdoor hot tub is not a good idea. Keep year-round hot tub indoors but provide access from pool. Make it a regulation 25 meters!!!! Add room to north for more lounge space but only if you increase umbrellas, awnings, etc. to create more shade. Snack bar should remain a snack bar but beer & wine sales are nice.
1. Make the pool 25 yards instead of 20 2. Open the hot tub area up instead of being completely enclosed.	[Question left blank]
1.) Stripes located correctly and crosses on walls. 2.) Improve deck surface 3.) add 2-4 more tables, there is plenty of room. 4.) get better lounge chairs. 5.) move the fence back and increase deck space perhaps lengthen pool to 25 yards. 6.) and getting less likely, widen the pool an extra lane.	I like the direction they are going. It would be nice to have a more modern pool deck and area. Forgot to mention that swim suit spinners are great and everyone would enjoy having them.
1. More and more comfortable lounge chairs. 2. Outdoor access to hot tub--either by opening up the current indoor tub or adding an outdoor tub perhaps where the wading pool sits useless. 3. More tables/shade features (umbrellas, screens, larger plants, etc) on sunny side. 4. Outdoor beverage service 5. More food options 6. Pool locker/shower improvements	I think any long-term capital improvement to the facility in order to upgrade its integrity and usefulness and enhance the member experience is worthwhile and money well spent. And it's good to bundle wants with needs as we proved with the clubhouse renovation. There is nothing on your list of ideas/improvements that seems extravagant or frivolous and all of it seems feasible and would add to membership satisfaction. So, dependent on cost of construction/furnishing/operations and any impact to dues, I like the idea of all of it. And I would be happy to pay more per month for higher quality facility, service, and comfort. Bring it on!

Before: What pool area changes or upgrades, if any, do believe are important to make in the near future?	After: Now that you have read committee's ideas, offer any comments, suggestions, or ideas.
A few cabanas or more umbrellas, poolside beer and wine service, and garage or sliding glass door for easier access to the jacuzzi would be fantastic!	[Question left blank]
A fully functioning snack bar.	Adult sun hours prior to free swim
A little kids pool	Improve entrance
A lot of things could be better. Better access to hot tub. Better locker rooms. Nicer pool deck area. More shade. Better furniture. Landscaping.	Looks good. There are not enough small children to keep wading pool.
A pretzel warehouse because they run out so fast	Get a pretzel warehouse because pretzels run out so fast.
Access to all year swimming, better locker room facilities	[Question left blank]
Add a splash pad or wading pool. improved concessions including alcohol served outside. Towel service.	You guys sound like you're on the right track! I think an outdoor tub is a bad idea.
Adult only area	Adult only area
Aesthetics could be much improved on pool deck and better access to hot tub. Also changing rooms and showers could be updated. It's a little dank and smelly in that area right now.	I support all of their suggestions except I would rather see the baby wading pool be an outdoor hot tub. It's better for young children to acclimate to regular depth pool anyway. My kids never used the wading pools even as toddlers
A longer more competition-ready pool. *Hot tub room is loud, uncomfortable -- would it be better to have it outside? *The BBQ grills are in sad shape	[Question left blank]
An actual 25 meter pool for swimming laps and hosting meets. Designated lanes for lap swimming for more hours of the day. A larger locker room- more showers.	[Question left blank]
An outdoor hot tub and more food options with an enhanced snack bar.	[Question left blank]
And outdoor hot tub, the changing rooms need to be upgraded, nicer pool deck, more plants to help create a less harsh environment	[Question left blank]
As the mother of 3 young children, I am very disappointed that the wading pool is closed. My kids loved it last year, especially my littlest, who had a place where she could walk around in the water.	I think it is important to improve the pool to 25 meters so the swim team and lap swimmers can accurately tally their swims. Definitely keeping and upgrading the wading pool.
baby pool	[Question left blank]

Before: What pool area changes or upgrades, if any, do believe are important to make in the near future?	After: Now that you have read committee's ideas, offer any comments, suggestions, or ideas.
Baby Pool for under 4 year old children. Concession stand operated by a short-order cook to make four or five items on a grill. I'm not sure of reality but it could be a hamburger and fries only stand and it would do fine for weekends only or something.	I love the expanded menu. I believe the benefits of having a short menu will alleviate a some of the parent angst of food choices at the snack bar. I would like to see some healthy items as well that could be as simple as cut up veggies in a small cup.
Baby pool should be outdoor hot tub. There should be a slide.	Baby pool should be an outdoor hot tub. And need a slide! Please!
Bathroom, shower, changing room remodel. Better snack area,	[Question left blank]
Better and more patio furniture. Would love to have a snack bar with more options of food and drink. That's it. I enjoy the potted plants very much. Just wanted to add that.	All your ideas were spot on.
Better chairs and lounges, more tables, healthier snacks	I think most are good ideas
Better chairs and tables. Better food at the snack shack, Better pool toys, Cleaner pool, Hot tub outside.	[Question left blank]
Better chairs, more tables and umbrellas, access to beer and wine outside, healthier snack choices.	[Question left blank]
Better filter for less cloudy water, repainted lane lines to utilize the space more appropriately, I also wish the pool could be larger, but I don't know how that would possible?	I like all of the ideas from the committee, I think continuing the family friendly swim lesson, swim team atmosphere is great for our neighborhood!
Better furniture Better food	These are all great ideas.
Better furniture, more tables.	Add more tables/chairs where kiddie pool is.
Better furniture. More shade on the non-tennis-facility side. Outdoor hot tub (or outdoor access to the indoor one, as a second choice). Better offerings at the snack shack.	[Question left blank]
Better lawn furniture. Shade areas - maybe against the fence on 22nd Ave. Showers with better pressure and hot water you don't have to wait for.	[Question left blank]
Better locker rooms Swim dryer machine Cleaner tile around pool Healthy food choice	More shade
Better lounge chairs and chairs for sitting. Additional umbrellas to allow sitting out of sun and not just against the building. Beer available out at pool.	Provide the option for those who are in the "Top 10" of the pool membership waitlist to have a set number of visits each summer - for example 2 visits each month.
Better lounge chairs. More dining tables.	[Question left blank]

Before: What pool area changes or upgrades, if any, do believe are important to make in the near future?	After: Now that you have read committee's ideas, offer any comments, suggestions, or ideas.
Better patio furniture. More shade. More tables. Furniture set up. Grills away from the Shade area seating. Better entrance. More plants. A new computer for faster check in. Food area separate from the check in. Shade for the life guards. Bigger Deck. Pool toys. Prep area by the grills. Paint the concrete wall, canopy for shade.	Full size commercial fridge to offer fresh juices, and healthier food. Fresh sandwiches, sausages. More shade and better furniture. Improve the space visually and functionally. Does not need to be fancy but plastic furniture moving around to the shade pattern with so few tables or side tables. Create two rows of seating with plant dividers. Buy quality and stylish.
Better quality Furniture - more tables with umbrellas, chaise lounges with cushions, chaise lounges on the shade side of the pool. More shade around pool area.	I'm not sure a full remodel of the locker rooms is necessary - but the toilet area needs updating. Toilets do not flush efficiently and different flooring would be nice. The current flooring does not drain the amount of water that accumulates from the showers and wet kids from the pool.
Better set up of chaise chairs to optimize seating capacity.	[Question left blank]
Better shading and pool furniture	[Question left blank]
Better shower/bathroom facilities.... Outdoor hot tub, or open up the wall? Sliding door? Kiddie pool!!!! Better lounge chairs. Umbrellas!!! Tables! More furniture.	Great ideas! Implement them!!! Agree. We need hot tub, kid pool, better furniture, better food, alcohol service. We are an awesome club...let's act like it!!!!
Better snack bar that has appetizers not just candy/pretzels serve adult drinks at pool. Outdoor hot tub	[Question left blank]
Better/healthier snacks for the kids.	I'm not in favor of changes that increase the use of pool by swim teams. I believe the pool should focus on family-related activities. I think it's all good the way it is and regular maintenance is the way to go. A minor improvement would be to sell better/healthier snacks.
Change outdoor pool to hot tub.	[Question left blank]
Clean up bathhouse, get windows that open in spa, larger snack bar area, improved area for check in.	I don't like the idea of the lifeguards having to sell beer/wine.
Cleaner & more comfortable poolside chairs, wider array of snacks (including grill items), ice machine, more umbrellas for shade	I'm concerned about how long it would take to make the pool larger, I wouldn't want to lose any summer accessibility. Also concerned about how the costs for these improvements will impact fees. Love the ideas but also would not support a large increase in fees.
Comfortable chairs and lounges. Snack bar menu improvement. Re-open the kiddie pool area for small toddlers. Possibly a salt water system?	Salt water system... is it feasible?
Convert hot tub to indoor/outdoor - make it accessible from pool deck - MORE SHADE more umbrellas please - more snack bar options thanks!	Thank you for considering these ideas

Before: What pool area changes or upgrades, if any, do believe are important to make in the near future?	After: Now that you have read committee's ideas, offer any comments, suggestions, or ideas.
Covered for winter swimming	[Question left blank]
Covering the pool to make it accessible all year for lessons, swim team and lap swim, or aqua fit.	Making the pool a year-round neighborhood facility.
Easy upgrade: Have a removable fence (net or other) between the pool and the tennis court. That way you have flex space for events like the past Swim Meet. What about year-round use? a canopy or tent structure during the winter months.	[Question left blank]
Either fix the wading pool and have it heated and filtered or get rid of it. Upgrade furniture, I like the few new loungers.	I love the pool. I like it simple. I like the new lounge chairs, VOTE for more of those and more shade possibilities. Thanks for your work.
Eliminate the concrete edges; install gutter-less design; paint lane lines in the actual lanes; diving board Open up hot tub; or at least create doors/windows that open for ventilation. Smooth out pool deck. Improve snack bar offerings	See above
Enlarge pool, more adult lap swim hours,	[Question left blank]
Enough chairs for adults, even on crowded days.	[Question left blank]
Fix lane line markers on the pool bottom to match the actual lanes Put markers on the walls to allow those doing flip turns to actually see the wall. Expand the pool to regulation 25 yards. Improve filtration system.	See prior comments re lane markings and pool length
Furniture improvements. Place more umbrellas along East side of pool. They should be of the type that can be manipulated by members.	[Question left blank]
Furniture, water quality, overall deck atmosphere, snack bar food, entrance (not by garbage)	[Question left blank]
Get the bottom lines in the Middle of the lanes as is customary. More adult lap time especially in morning.	[Question left blank]
Healthier snacks at the snack bar (fresh fruit or popcorn or essentially anything healthier than what's already offered!).	[Question left blank]
Heated or covered so it can be used year-round	[Question left blank]

Before: What pool area changes or upgrades, if any, do believe are important to make in the near future?	After: Now that you have read committee's ideas, offer any comments, suggestions, or ideas.
<p>Honestly, I am accustomed to things the way they are. But if improvements were to happen, it would be nice if the pool were longer (I swim laps and it is on the short side), I would like the water to be cleaner and clearer (It's typically cloudy), and the locker room is funky.</p>	<p>This has less to do with improvements than hours. When I joined 15 years ago, morning lap swim went from 6:30 to 8. Several years ago, it was cut back to 6:30 to 7:45, and the AM adult swim fitness class was added. That has severely curtailed and reduced the quality of the lap swim experience for those of us that swim laps but don't do adult fitness swim. I'd at least like to see AM lap swim return to 8 AM. The kids are always late anyway so I don't see a need to start swim team at 7:45. I also think the quality of the water is poor - often cloudy and not very clean.</p>
<p>Hot tub would be nice. upgrade the snack area</p>	<p>Kid's wading pool would be nice for small children, but an outside hot tub would be nice for adults.</p>
<p>Hot tub, with adult-only access times</p>	<p>Given the popularity /wait list of the pool memberships, I don't see any financial benefit to certain improvements. It's up to the committee to decide if an extended menu or regulation pool will pay off financially. But a hot door hot tub would be great! Lots of members don't have younger kids, & we currently reap few (if any) direct benefits from the pool.</p>
<p>I don't feel that the pool needs a complete overhaul, but it needs updates. I.E. new patio furniture, new fence and basic maintenance. I don't want any dues increase for what is essentially a pool member benefit.</p>	<p>I feel that there is not sufficient access for adult programs. I don't feel it is a pool for CLUB members as much as a swim team pool. I think the members should take priority over seasonal needs of non-members. I would not support a dues increase for a non-club member improvement.</p>
<p>I don't know about "near future" but swimming year-round would be awesome. Maybe a bubble or some type of cover.</p>	<p>[Question left blank]</p>
<p>I suppose it's impossible, but a larger pool or pool area, or both, would help a lot. More practically, maybe the wading pool should be replaced but I suppose it is important to parents with younger children.</p>	<p>[Question left blank]</p>
<p>I think it would be great to have an outdoor hot tub. I also would like to see more families invited to join the pool. Would be more fun if more of our friends could be members and didn't have to wait years.</p>	<p>I think having an outdoor hot tub, and showers with stalls would be two excellent upgrades.</p>
<p>I think it would be great to have the hot tub area opened up to the pool area, with large doors and steps up to it from the north side. It would provide better ventilation, easier access between the pool and the hot tub and a generally better flow. Right now, it is a hot tub jail feel.</p>	<p>More tables on the west side and a couple more on the east side for small parties, eating dinner at the pool. There never seems to be enough. Perhaps tear down small retaining wall by baby pool and add seating on south side of baby pool.</p>

Before: What pool area changes or upgrades, if any, do believe are important to make in the near future?	After: Now that you have read committee's ideas, offer any comments, suggestions, or ideas.
I think it's important to keep things from looking or being shabby. I think the pool is a real treasure (we live very close), and it is the primary reason we still belong...because our knees keep us off the court. I don't think it should be covered. It should stay the classic outdoor neighborhood pool, but also continue to be safe, stable and attractive.	Like the idea to improve appearance of the deck and 22nd avenue entrance. Like the idea of providing some shade for those who want/need it. Don't think spending major \$\$\$ to make pool regulation size for swim meets is justified. Learning to swim emphasis is much more important to me than competitive swimming.
I think more shade, potted trees or shade covers would be great. I think indoor/outdoor carpeting would be great. it could look a lot nice than it does. It's just slab concrete now.	I did already
I think the club has basically been taken over by the kids with little for adults. There is very limited adult swim and even that is poorly enforced. kids take over all the chairs and there is no place for adults to sit to read and relax. I think the pool area, I don't know about the club overall, has become too kid-focused. All this is encouraged by helicopter parents.	Enforce pool rules that give adults priority in the chairs and sitting areas, as well as improve adult swim time and enforce it.
I would like the pool to have flat gutters to reduce waves. I think this would improve the pool for lap swimmers and swim team.	Flush pool gutters
I would like to see more tables with umbrellas to provide shade for those people who can't take the sun.	More tables with umbrellas to provide shade.
I would like to see more umbrellas and better lounge chairs. It would also be great if the club provided towels.	[Question left blank]
I would love to see healthier food in the snack bar and even light dinner options available.	[Question left blank]
I'd like better food service (ability to buy a healthy meal or more snacks - even prewrapped sandwiches or premade salads would be great). Also would like some more shade - we were previously at riverside and the cabanas and umbrellas were great	[Question left blank]
If there is not already a place on-deck to rinse feet or pre-shower, it would be nice to have one. It would be great if the deck were hosed off at every morning (or more often), if that's not already done.	Without even increasing snack bar menu options, it would be a GREAT improvement if the snack bar consistently stocked the items that are currently listed; too often, it seems, items on the menu are not available. :(
Improve the deck area around the pool Increase covered areas for lounging Expand snack bar and product offering Completely renovate and expand shower/locker facilities Increase pool depth in shallow end for adult lap swimming	Love it! Please proceed!

Before: What pool area changes or upgrades, if any, do believe are important to make in the near future?	After: Now that you have read committee's ideas, offer any comments, suggestions, or ideas.
Improve the user experience - nicer furnishings, more tables and umbrellas, soften the tennis building wall, better snack bar offerings, beer and wine available outside. improve the Spa experience with better windows & ventilation, connection to the pool deck.	Pretty well covered. Perhaps further improvements to the "back door" to the club through the odd breeze-way into the Ball room hallway.
Improved seating, improved snack bar/food/beverages, better landscaping, more shading opportunities, outdoor soaking tub and/or improved relationship between the existing hot tub and pool deck, locker/shower/bathrooms, entrance, integrate sustainable design elements into landscaping, energy usage and water usage, get all the stuff sitting on pool deck into some kind of enclosed or at least concealed storage. these items are not in order of importance	That pretty much hits the highlights
Improving the pool deck area.	[Question left blank]
Increase adult lap swim opportunities. decrease fitness swim opportunities. Eliminate nonmembers, non-swim club members opportunity to participate in fitness swim.	[Question left blank]
Increase the size	Increasing the length of the pool would be nice and adding a water heater to extend the time the pool is open are both of strong interest to me.
It would be great if the pool area could have either a functional wading pool or more shallow space in the pool itself (although could hamper swim meets and flip turns. The real problem is that the pool and the deck space are small and the only way to get bigger is to take space from the tennis court, which I assume could be a problem.	I think the committee is looking at the right issues. Space constraints will require creative solutions and probably also difficult choices.
It would be great if the pool could be a bit larger and if there was more shade available near the pool.	[Question left blank]
It would be nice to have a few more tables/umbrellas in the pool area. Maybe a little nicer furniture. The cost of the pool membership is quite high for the look/feel of the club. We love our membership but the actual look of the pool area is pretty rundown.	[Question left blank]
Landscape and new fencing	I do not wish to spend capital resources expanding or lengthening the pool. This serves a very small number of members at considerable cost. All financial decisions need to be weighted for the greatest benefit of the general dues paying membership.
larger pool for swim competition	[Question left blank]

Before: What pool area changes or upgrades, if any, do believe are important to make in the near future?	After: Now that you have read committee's ideas, offer any comments, suggestions, or ideas.
Larger variety of food, snacks, drinks. The options now are horrific. Nothing nutritious and very little variety. Could we not figure out a way to offer hot/grill-able foods? If that is too much, then even simple things like the protein pack offered at the front desk, hummus plates, fresh fruit. These are all simple revenue streams for the club as well. Feels like a big miss to me.	Offer towels. Upgrade locker room amenities, ie., separate body wash, shampoo, conditioner, lotion, deodorant, etc. Have sunblock available for purchase.
Less cement. Would it be feasible to have a small lawn on the east side of the pool?	[Question left blank]
Longer pool for competition Grass area for lounging	[Question left blank]
Make pool available May-October or better yet, year-round. Improve pool clarity with a new pump. Change landscaping to reduce introduction of bark chips into the pool Reduce swim team hours Make more lessons available in place of swim team Increase lap swim hours Add a cover to pool to reduce detritus and heat losses Reconfigure windows in hot tub area to open, chlorine is overwhelming with jets on Snack bar selections are very poor quality.	With all the food delivery services available and the proximity of grocery stores as well as members to their own homes I don't see any point in increasing the food options from the snack bar. Please don't add a deep dryer, whatever you do. Overall, improvements to the feel of the pool would be welcome, planting, awning, shade, all great ideas. No need for second hot tub, Windows that open will do. I love the old school feeling of the club. I don't think we need high end shower facilities - that upgrade should be borne by the entire club, not just pool membership
Make the pool 25 meters. Make the pool nicer. Have nicer deck chairs.	[Question left blank]
Making the locker rooms more attractive. More planters on the pool deck.	I would love the pool deck area to have more nature/plantings.
Maybe some grass or something on the east side of the pool. The space is obviously limiting.	[Question left blank]
Modern bathroom / showers	[Question left blank]
More adult lap swim times.	[Question left blank]
More adult lap time	Some clubs have year-round outdoor swimming laps I expect this is expensive and not much utilized but I would like it
More comfortable furniture.	[Question left blank]
More comfortable furniture and a few more umbrellas.	[Question left blank]
More comfortable lounge chairs	I would be opposed to major renovations if it means a higher fee for summer use.
More covered areas or umbrellas for those extra hot days	[Question left blank]

Before: What pool area changes or upgrades, if any, do believe are important to make in the near future?	After: Now that you have read committee's ideas, offer any comments, suggestions, or ideas.
More plants (shade); nicer tables; more options at snack bar (healthier)	The pool at times seems to be under-utilized as it relates to adult swim times. Maybe I am wrong and the schedule needs to be posted on the pool deck.
More round tables and places for adults to sit/work while children are swimming	[Question left blank]
More seating, more shaded seating and upgraded kiddie pool.	[Question left blank]
More seating, more shade and table options. This is CRITICAL. It is very stressful to plan to spend the afternoon at the pool or meet people for dinner (if you don't plan 24 hours in advance to reserve a table and even that has been messed up several times -- also need a streamlined system for reserving, as that is the only way you can actually plan to eat dinner/grill.) Way too few tables and shade.	Just mostly my concerns are with tables and shade. thank you! We love the pool and spend a ton of time here every summer!!!
More seating. More picnic tables. Better lounge chairs with adjustable umbrellas. More items in stock at the snack bar. An outside bar for adults...	Increased seating/higher quality chairs and umbrellas would make a big difference! Also how about towel and pool toy rentals outside? Sunscreen and goggles for sale at the snack bar? Kids always forget these items.
More shade	[Question left blank]
More shade and better chairs	[Question left blank]
More shade areas around the pool If a new pool was built, make it wider. Incorporate the hot tub with the pool deck If you remove the baby pool, offer more seating areas.	My responses to #5 (last page) states my concerns for the pool upgrade and possible changes to the pool deck. I think the guest fees are very expensive if you want to bring grandchildren to swim.
More shade please! And more comfortable furniture.	Shade!!
More shade would be lovely. More greenery to keep things cool/make it a little more inviting aesthetically. More updated range of snacks.	Shade! Aesthetics!
More shade! While I appreciate that a small percentage of members want to sunbathe, it is not healthy for kids and most adults. There is significantly disproportionate demand for the west/shaded side of the pool.	Mixed use periods - a wider pool might allow for 1-2 lanes for lap swim while open swim elsewhere in the pool. Improvements to deck spaces like shade and aesthetic improvements would go a long way and might warrant slightly higher swim fees. As it stands, it feels like a fairly bare bones kid space instead of a comfortable and enjoyable place to spend time (an environment for which members might be willing to pay a higher rate).

Before: What pool area changes or upgrades, if any, do believe are important to make in the near future?	After: Now that you have read committee's ideas, offer any comments, suggestions, or ideas.
More shade, better access to hot tub, better and more appealing deck area, better furniture.	[Question left blank]
More shade/covering/umbrellas. More tables. Outdoor hot tub.	[Question left blank]
More shaded areas	I'm glad they are thinking about shade
More tables and chairs. Larger deck.	[Question left blank]
More tables and shade. A usable baby pool. Hot tub with larger windows that open up to the pool deck. I don't want pool deck space taken up with an outdoor hot tub. I am totally AGAINST taking any space away from the outdoor doubles court to add more pool deck space. Our outdoor is unique and wonderful partly due to all the space it has.	I already went back and added more comments to the earlier comment space. Please DON'T take space away from the outdoor court. I am totally against that. My granddaughter has loved the swim team for years.
MORE TABLES!	[Question left blank]
More umbrellas and tables, a snack shop that sells fresh burgers, sandwiches and salads, and an outdoor hot tub.	[Question left blank]
More umbrellas for shade and more tables, better grill area for families and/or snack bar with burgers/fries, outdoor hot tub.	[Question left blank]
More umbrellas scattered around. More comfortable lounge chairs	[Question left blank]
More umbrellas, more tables, maybe along the 22nd street side. Seems like the loungers are used less frequently compared to the tables and chairs.	Great ideas. Easy access to the hot tub would be great. I don't see the need for a 2nd hot tub, but opening up the wall so that the current one is outside, but still covered would seem to work in all seasons. I'm less concerned with aesthetics than with functionality, so would be more in favor of deck improvements/expansion than landscaping, etc. if choices need to be made.
More umbrellas, nicer furniture. Pool side service at certain times of day.	[Question left blank]
More/better tables better/more comfortable furniture remove baby pool	[Question left blank]

Before: What pool area changes or upgrades, if any, do believe are important to make in the near future?	After: Now that you have read committee's ideas, offer any comments, suggestions, or ideas.
<p>MOST IMPORTANT is the correction of the fact that all of the lounge chairs are taken up by teenagers' towels. This entirely prevents the opportunity for adults to sunbathe or read. THIS SHOULD NOT BE ALLOWED. There should be hooks available, and adults should be able to move towels left on the lounge chairs to a hook. Adults should have preference for the lounge chairs (which they supposedly do, but it is not enforced). An adults-only section is another option, but it should be in the shade. Also, I have not been there in a while, but my recollection is the lounge chairs are singularly uncomfortable--they need to be upgraded. Also, please do whatever is necessary to keep the option of a wading pool for infants and toddlers.</p>	<p>The locker rooms are pretty gross. I would love to have outdoor access to an outdoor hot tub. The baby wading pool is very important. Now that we know more about the origins of skin cancer, shade is very important.</p>
<p>Must shade some part of the pool and pool deck</p>	<p>[Question left blank]</p>
<p>New baby/wading pool for the youngest non-swimmers more real food options, like maybe hotdog, hamburgers in case I forgot to pack anything</p>	<p>All ideas looked good to me!</p>
<p>New Chairs!!! We've been asking forever- the hard-plastic ones are awful. Nicer BBQ' s and tables. The pool area should be maintained throughout the hours of operation - it tends to get dirty midday and no one cleans up or enforces kids to throw away their garbage.</p>	<p>I still don't understand why we can't have a liquor license for hard alcohol- I see no reason why we can't have that in addition to beer and wine.</p>
<p>New pool tile updates to locker rooms</p>	<p>[Question left blank]</p>
<p>New, more comfortable lounge chairs- a MUST. More area for people to lounge if possible.</p>	<p>[Question left blank]</p>
<p>Nicer deck area; Nicer furniture; Nicer pots for plants; Lane lines and lines in pool match</p>	<p>Larger snack shop if possible Better way to make sure people check in; used to be a gate. More shade for sure Nicer entry since pool members are required to enter on 22nd.</p>
<p>Nicer facilities for family meal preparation and eating.</p>	<p>[Question left blank]</p>
<p>Nicer lounge chairs / maybe some umbrellas for adults to lounge and socialize under.</p>	<p>[Question left blank]</p>
<p>Nicer pool furniture--more tables and umbrellas, more options and better poolside food and drinks, accessible hot tub for lifeguards to watch over.</p>	<p>Nicer furniture</p>
<p>No need for baby/wading pool with water wings etc. Outdoor hot-tub would be nice. More umbrellas for shade; very limited shade seating.</p>	<p>[Question left blank]</p>
<p>Open more months, more shade.</p>	<p>[Question left blank]</p>

Before: What pool area changes or upgrades, if any, do believe are important to make in the near future?	After: Now that you have read committee's ideas, offer any comments, suggestions, or ideas.
Outdoor hot tub	[Question left blank]
Outdoor hot tub Better outdoor furniture Expanded snack bar	[Question left blank]
Outdoor hot tub. Better grill area.	[Question left blank]
Outdoor hot-tub/spa. The indoor one should have doors/windows that open. The air would be refreshing and healthy.	The pool is a wonderful family gathering place. Making the hot-tub outdoors or at least accessible from the outside would be great. Fresh air at the hot-tub is great, contained chlorine is a current problem. Another sauna would be fantastic. Could be separate from building.
Outlets outside for device charging. More tables in the shade. A place to store floaties. An outdoor hot tub instead of the kiddie pool. A bigger freezer to store more pretzels (this is not a joke)	Outlets, floatie storage, bigger freezer orb more frequent deliveries so we don't run out of pretzels so often. It is soul crushing when there are no pretzels
Pool Entrance Upgrade!	[Question left blank]
Pool Furniture. Cooking area. Better concessions	[Question left blank]
Put in a slide or other "play" equipment for the pool. I'd like to see a bar option at the pool and possibly more food options.	[Question left blank]
Re-do the top of the sides of the pool so it is smoother and doesn't scratch people. Have lane lines in for all lap swim time.	[Question left blank]
Repair baby/wading pool.	[Question left blank]
Resurface pool. Current lines (on bottom of pool) are not centered between lanes. Add T's to walls at end of lanes	[Question left blank]
Resurfacing pool with proper striping to enhance lap swimming (very disorienting now). New filter system so water isn't cloudy all the time.	[Question left blank]
Safer, healthier, enhanced baby-toddler pool for wading. Expanded adult swim times.	Sounds like the committee is off to a good start- hopefully the membership has the perspective of the need for not only upkeep, but improvements from the heavy usage of the outdoor spaces available. I'm looking forward to increased time at the club with grandchildren and a new wading pool! Thanks for your work!

Before: What pool area changes or upgrades, if any, do believe are important to make in the near future?	After: Now that you have read committee's ideas, offer any comments, suggestions, or ideas.
Showers with privacy screens outdoors would be great. Folks need to shower before they jump in the pool but if you have the showers conveniently located near the pool with modesty screens I think we could cut down on the amount of sweatiness and germs that wind up in the pool	[Question left blank]
Small pool for 3-4 year-olds; more tables/umbrellas for families eating at pool for dinner, etc.	[Question left blank]
Snack bar area, locker room/shower area, hot tub	[Question left blank]
Sun sails or other shade providing cover. More potted plants. More BBQ's.	A projector set up for outdoor movie nights would be really cool. A first-rate sound system with Bluetooth capabilities. Making the whole space more beautiful and less industrial. Also, a Tiki bar :).
The bathrooms and showers Better menu for food and drinks available for purchase.	It would be nice to have more space on the deck with tables for people to sit and eat vs just more lounge chairs. Tables with umbrellas!
The hot tub should be accessible without using a key and going through the locker rooms. It would be nice if it was more integrated with the outside.	[Question left blank]
The lounge chairs are incredibly uncomfortable. I have always HATED them! I know there is an issue with the wading pool...I'd rather see the space used differently. Adult with babies can get in the regular pool with their babies.	I think given the space we have, the pool is actually quite nice. It would be nice for it to be full 25yards. I would sacrifice the North End for that purpose.
The pool could be tweaked to make it friendlier for lap swimming (e.g., markings on end walls; pool-floor lane stripes aligned with lanes). Water clarity could also be improved.	The pool area in general is pretty idyllic and compares favorably to most other public/private offerings in Portland... seems to me the best strategy is retain its current tranquil (and timeless, slightly scruffy) charm rather than trying for too much and risk looking like a trendy hotel's rooftop pool/bar.
The pool deck area is unattractive and the lounge furniture is cheap. It would be great to upgrade the deck. Ideally, pool side food and beverage service like what they have at Riverside Country club would be ideal.	[Question left blank]
The pool, hot tub and locker rooms seem dirty.	The pool is full of leaves and sticks and plastic wrappers, the hot tub chlorine level is so high sometimes it burns the eyes, nose and lungs after a few moments and the floors in the bathrooms always seem to have puddles of dirty water around.

Before: What pool area changes or upgrades, if any, do believe are important to make in the near future?	After: Now that you have read committee's ideas, offer any comments, suggestions, or ideas.
The women's locker room needs a serious overall; the showers, the locker area, the toilets--and the deck could be spruced up/made more attractive--and hot tub moved outside--and more comfortable lounge chairs!	These ideas sound great and should be implemented.
There are only 2 working showers in the women's bath house. We need at least 4 showers and some way to shield shower area from dressing area. Uncomfortable for older adults showering in front of younger children.	More shading is definitely high on my list of priorities, along with improvements to shower area. I see no need for outdoor access to hot tub. It's use should be for adults anyway, and I'd rather relax away from the activity.
There needs to be more shade for folks- Nicer grounds. It would be nice if the water were clear	I've been a pool member for about a decade
Turn the old kiddie pool into an outdoor hot tub	[Question left blank]
Upgrade the outdoor furniture, upgrade the concessions. Serve beer instead of having to walk inside.	[Question left blank]
Upgraded snack stand, BBQ for families, more covered tables	Good ideas
WADING POOL, EASIER ACCESS TO HOT TUB	[Question left blank]
We appreciate the food changes at the snack store and would continue to like to see more options. A few more tables would be nice too.	The management of lifeguard to kid ratios this summer have been very inconsistent during our times at the pool. I would like to see a better commitment to keeping the right number of lifeguards active and less lifeguards "hanging out" in the snack area. This really needs to improve.
Wi-fi needs to be more reliable. Needs to be more shade (umbrellas?) for people poolside. Needs to be a (preferably non-chlorinated) option for infants and small children. Just needs to be more room in general.	[Question left blank]
Women's bathroom--more room would be nice.	[Question left blank]
Would love lines painted on bottom to improve swim team training/lap swimming would be great if pool could be expanded in size but suspect that's unrealistic less heated for swim training -- it's too warm for real swim training	Thank you for asking! We love the pool. It would be great to see it enhanced to be a more competitive swim pool for swim team and adult swimmers. We're much less concerned with the aesthetics, or improved hot tub.
Year around swimming access at least for swim team and adult laps. Safety camera monitor for adult swim in am. Floor mats in changing restroom area for safety. Equipment for wringing out swim wear.	Once you have all this feedback and the committee has recommendations for consideration, share them with the members for one more round of feedback before making firm decisions. Thanks

Before: What pool area changes or upgrades, if any, do believe are important to make in the near future?	After: Now that you have read committee's ideas, offer any comments, suggestions, or ideas.
[Question left blank].	Allow for earlier lap swim times during the week. Or start every day at 6:00. Also, provide greater discount to swim team for people who are already members.
[Question left blank].	Ban the use of radios/music players
[Question left blank].	Bubble enclosure for full year swim/gym membership
[Question left blank].	Don't touch the space currently allocated to the outdoor tennis court.
[Question left blank].	Hot tub improvements could include an indoor tub with a garage door style roll up wall that allows for outdoor feel weather permitting.
[Question left blank].	How do full time club members views differ from summer swim members? We may not be able to accommodate everyone's wishes.
[Question left blank].	I rarely use the pool, but do utilize the outdoor court and would hate to lose any of that area.
[Question left blank].	I think some of the charm of the pool is the somewhat classic and minimalist look. I would hate for the club to spend hundreds of thousands of dollars to just make it look more aesthetically pleasing of certain individual's standards. My kids have enjoyed swim lessons and pool time there for years. It's comfortable and not overly pretentious and I like it that way. I don't need a large menu or a full outdoor grill set up at the pool. I want greater safety and attention to curbing unsafe behaviors at the pool - which have been on the rise this summer. These are far more important than artificial aesthetics.
[Question left blank].	Maybe a garage door for the hot tub that can be open in the summer months.
[Question left blank].	Most comfortable with cosmetic changes that will NOT cause dues to go up.
[Question left blank].	None
[Question left blank].	Not sure how I feel about raising fees for something I rarely use; would rather pay for a 5th indoor tennis court. Rarely, when fees are raised are they ever lowered. Our fees are raised each year as it is!
[Question left blank].	Outdoor ping pong on north or east end would be fabulous. Definitely would like an outdoor hot tub -- anywhere it fits. Thank you!

Before: What pool area changes or upgrades, if any, do believe are important to make in the near future?	After: Now that you have read committee's ideas, offer any comments, suggestions, or ideas.
[Question left blank].	Please make sure we always have 15 minutes adult swim per hour. This makes it worthwhile to be there for me. Also, can there be directions about how adults should lap swim during that time? Slow lane, medium, fast, and direction about circle swim etc? Otherwise it's great as it is. Why spend a lot of money on upgrades when all is well??
[Question left blank].	The pool is operational and works well as it is. Leave well enough alone.
[Question left blank].	Thanks for your efforts, an interesting questionnaire. I like the questions re adult social uses of the pool area.
[Question left blank].	Who exactly do you think will pay for this? Many members don't use the pool and won't be willing to have a dues increase to subsidize members who want to drink by the pool w/out bothering to walk inside to get a beer... are you kidding me???
[Question left blank].	Thank you for all you are doing! No need to make the pool or the deck 'fancy'. Keep it practical, and dues affordable.

Data Printout

In the following printout, each question is broken down by the following crosstabs:

▶ Total (everybody)	248
▶ Membership:	
✓ Full member of any type.....	134
✓ Swim member (of either type — swim only or swim + associate)	90
✓ All other types of membership.....	13
▶ Since membership began, a child in household has...	
✓ Any regular pool use (“yes” on any one of the three choices below)	212
✓ Swim team, yes.....	96
✓ Swim lessons, yes.....	152
✓ At least one summer making at least weekly visits, yes.....	206
▶ Children in household now?	
✓ Yes	143
✓ No.....	93
▶ Recent household <i>adult</i> pool use:	
✓ With Children (a few times a summer or more frequently).....	165
✓ Any adult only (lap swim plus usage without children along)	180
✓ Household lap swimmer (at least a few times a summer).....	129
✓ Household adults rarely or never use pool on all choices.....	29
▶ Length of membership:	
✓ 5 years or less.....	75
✓ 6 to 15 years	70
✓ 16 years or more	103
▶ Satisfaction rating with pool facilities:	
✓ Satisfied	172
✓ Neutral rating.....	55
✓ Dissatisfied.....	17

IRVINGTON CLUB POOL SURVEY 2017

Overall, how satisfied are you with the Irvington Club's Pool Facilities?

	###	Membership Type			Child Swim Any	Child Swim Team	Swim Lessons	Child Swim Weekly	Children in home		Adult with C use	Adult w/o C use	Lap Swim	No use	Years			Pool Area Satisfaction			
		TOTAL	Full	Swim	Other	Yes	Yes	Yes	Yes	Yes	No	Yes	Yes	Yes	No use	5 or less	6-15	16+	Satisfi- ed	Neutral	Not
Total	248	134	90	13	212	96	152	206	143	93	165	180	129	29	75	70	103	172	55	17	
Very Satisfied	29 12%	11 8%	15 17%	2 15%	26 12%	9 9%	19 13%	25 12%	16 11%	12 13%	20 12%	20 11%	16 12%	2 7%	9 12%	9 13%	11 11%	29 17%	0 0%	0 0%	
Satisfied	143 58%	72 54%	62 69%	4 31%	127 60%	59 61%	89 59%	122 59%	88 62%	49 53%	101 61%	103 57%	75 58%	16 55%	53 71%	32 46%	58 56%	143 83%	0 0%	0 0%	
Neutral	55 22%	34 25%	12 13%	4 31%	44 21%	21 22%	32 21%	44 21%	28 20%	22 24%	34 21%	41 23%	25 19%	8 28%	9 12%	21 30%	25 24%	0 0%	55 100%	0 0%	
Dissatisfied	14 6%	11 8%	0 0%	3 23%	13 6%	6 6%	10 7%	13 6%	9 6%	5 5%	9 5%	12 7%	9 7%	0 0%	3 4%	4 6%	7 7%	0 0%	0 0%	14 82%	
Very Dissatisfied	3 1%	2 1%	1 1%	0 0%	2 1%	1 1%	2 1%	2 1%	2 1%	1 1%	1 1%	3 2%	3 2%	0 0%	0 0%	2 3%	1 1%	0 0%	0 0%	3 18%	
Not Sure	4 2%	4 3%	0 0%	0 0%	0 0%	0 0%	0 0%	0 0%	0 0%	4 4%	0 0%	1 1%	1 1%	3 10%	1 1%	2 3%	1 1%	0 0%	0 0%	0 0%	

IRVINGTON CLUB POOL SURVEY 2017

Importance rating: A place to learn to swim

	###	Membership Type			Child Swim Any	Child Swim Team	Swim Lessons	Child Swim Weekly	Children in home		Adult with C use	Adult w/o C use	Lap Swim	No use	Years			Pool Area Satisfaction			
		TOTAL	Full	Swim	Other	Yes	Yes	Yes	Yes	Yes	No	Yes	Yes	Yes	No use	5 or less	6-15	16+	Satisfi- ed	Neutral	Not
Total	215	119	75	12	183	84	137	178	124	81	142	155	110	25	59	62	94	153	44	15	
0, Not very important	2 1%	2 2%	0 0%	0 0%	1 1%	1 1%	1 1%	1 1%	1 1%	1 1%	2 1%	2 1%	2 2%	0 0%	0 0%	2 3%	0 0%	1 1%	0 0%	1 7%	
1	1 0%	1 1%	0 0%	0 0%	1 1%	0 0%	0 0%	1 1%	1 1%	0 0%	1 1%	1 1%	0 0%	0 0%	0 0%	0 0%	1 1%	0 0%	0 0%	1 7%	
2	5 2%	4 3%	1 1%	0 0%	4 2%	1 1%	1 1%	4 2%	1 1%	4 5%	2 1%	4 3%	1 1%	1 4%	1 2%	1 2%	3 3%	4 3%	1 2%	0 0%	
3	7 3%	4 3%	3 4%	0 0%	7 4%	1 1%	4 3%	7 4%	4 3%	3 4%	4 3%	6 4%	3 3%	0 0%	4 7%	0 0%	3 3%	5 3%	1 2%	1 7%	
4	3 1%	1 1%	2 3%	0 0%	2 1%	1 1%	1 1%	2 1%	2 2%	1 1%	1 1%	3 2%	2 2%	0 0%	2 3%	0 0%	1 1%	3 2%	0 0%	0 0%	
5	7 3%	4 3%	1 1%	1 8%	3 2%	1 1%	1 1%	3 2%	3 2%	3 4%	3 2%	4 3%	3 3%	1 4%	4 7%	1 2%	2 2%	6 4%	0 0%	1 7%	
6	21 10%	13 11%	6 8%	2 17%	19 10%	7 8%	14 10%	19 11%	14 11%	6 7%	17 12%	17 11%	10 9%	3 12%	6 10%	8 13%	7 7%	11 7%	6 14%	3 20%	
7	27 13%	14 12%	10 13%	2 17%	22 12%	10 12%	14 10%	21 12%	9 7%	17 21%	14 10%	22 14%	15 14%	4 16%	7 12%	7 11%	13 14%	19 12%	6 14%	2 13%	
8	32 15%	16 13%	12 16%	3 25%	29 16%	12 14%	19 14%	29 16%	20 16%	11 14%	23 16%	22 14%	19 17%	3 12%	9 15%	8 13%	15 16%	23 15%	8 18%	1 7%	
9	45 21%	23 19%	15 20%	3 25%	37 20%	18 21%	33 24%	36 20%	26 21%	15 19%	28 20%	31 20%	24 22%	6 24%	10 17%	14 23%	21 22%	29 19%	15 34%	0 0%	
10, Very Important	65 30%	37 31%	25 33%	1 8%	58 32%	32 38%	49 36%	55 31%	43 35%	20 25%	47 33%	43 28%	31 28%	7 28%	16 27%	21 34%	28 30%	52 34%	7 16%	5 33%	
Mean	7.9	7.8	8.1	7.7	8.0	8.4	8.4	8.0	8.1	7.6	8.0	7.7	8.0	8.0	7.6	8.1	8.0	8.0	8.0	6.6	
SD	2.2	2.4	2.0	1.5	2.2	2.0	1.9	2.2	2.2	2.4	2.2	2.3	2.1	2.0	2.3	2.3	2.2	2.2	1.8	3.3	

IRVINGTON CLUB POOL SURVEY 2017

Importance rating: A place for summer swim team practices & competition

	###	Membership Type			Child Swim Any	Child Swim Team	Swim Lessons	Child Swim Weekly	Children in home		Adult with C use	Adult w/o C use	Lap Swim	No use	Years			Pool Area Satisfaction			
		TOTAL	Full	Swim	Other	Yes	Yes	Yes	Yes	Yes	No	Yes	Yes	Yes	No use	5 or less	6-15	16+	Satisfi- ed	Neutral	Not
Total	191	103	68	11	165	84	124	160	111	70	126	143	104	20	57	56	78	135	40	15	
0, Not very important	3 2%	1 1%	2 3%	0 0%	3 2%	1 1%	2 2%	3 2%	2 2%	1 1%	2 2%	2 1%	2 2%	1 5%	2 4%	0 0%	1 1%	3 2%	0 0%	0 0%	
1	6 3%	5 5%	1 1%	0 0%	5 3%	0 0%	3 2%	5 3%	3 3%	3 4%	2 2%	6 4%	4 4%	0 0%	1 2%	3 5%	2 3%	5 4%	0 0%	1 7%	
2	11 6%	5 5%	5 7%	1 9%	10 6%	2 2%	7 6%	10 6%	6 5%	4 6%	8 6%	9 6%	4 4%	0 0%	3 5%	5 9%	3 4%	6 4%	4 10%	1 7%	
3	11 6%	7 7%	3 4%	1 9%	10 6%	1 1%	4 3%	8 5%	6 5%	5 7%	8 6%	8 6%	6 6%	1 5%	3 5%	2 4%	6 8%	7 5%	4 10%	0 0%	
4	12 6%	4 4%	4 6%	2 18%	10 6%	4 5%	5 4%	10 6%	6 5%	4 6%	7 6%	9 6%	7 7%	3 15%	6 11%	1 2%	5 6%	7 5%	2 5%	3 20%	
5	12 6%	5 5%	5 7%	2 18%	11 7%	0 0%	6 5%	9 6%	9 8%	3 4%	9 7%	7 5%	5 5%	0 0%	4 7%	4 7%	4 5%	8 6%	2 5%	2 13%	
6	15 8%	9 9%	6 9%	0 0%	13 8%	6 7%	10 8%	13 8%	7 6%	8 11%	10 8%	12 8%	8 8%	2 10%	3 5%	6 11%	6 8%	10 7%	4 10%	0 0%	
7	31 16%	17 17%	9 13%	4 36%	27 16%	15 18%	22 18%	27 17%	15 14%	15 21%	17 13%	25 17%	19 18%	2 10%	8 14%	10 18%	13 17%	21 16%	6 15%	4 27%	
8	20 10%	14 14%	4 6%	1 9%	18 11%	11 13%	14 11%	17 11%	11 10%	8 11%	11 9%	14 10%	11 11%	2 10%	5 9%	3 5%	12 15%	16 12%	3 8%	1 7%	
9	23 12%	13 13%	8 12%	0 0%	20 12%	15 18%	18 15%	20 13%	14 13%	7 10%	17 13%	18 13%	11 11%	2 10%	7 12%	9 16%	7 9%	14 10%	8 20%	1 7%	
10, Very Important	44 23%	20 19%	21 31%	0 0%	37 22%	29 35%	33 27%	37 23%	31 28%	10 14%	34 27%	32 22%	26 25%	6 30%	14 25%	13 23%	17 22%	36 27%	6 15%	2 13%	
Unsure	3 2%	3 3%	0 0%	0 0%	1 1%	0 0%	0 0%	1 1%	1 1%	2 3%	1 1%	1 1%	1 1%	1 5%	1 2%	0 0%	2 3%	2 1%	1 3%	0 0%	
Mean	6.8	6.8	7.0	5.4	6.8	8.1	7.2	6.8	7.0	6.4	7.0	6.8	6.9	7.1	6.7	6.9	6.9	7.0	6.7	6.0	
SD	2.8	2.8	3.0	2.0	2.8	2.2	2.7	2.8	2.9	2.7	2.8	2.9	2.8	3.0	3.0	2.9	2.7	2.9	2.7	2.7	

IRVINGTON CLUB POOL SURVEY 2017

Importance rating: Opportunities for designated adult swim time

	###	Membership Type			Child Swim Any	Child Swim Team	Swim Lessons	Child Swim Weekly	Children in home		Adult with C use	Adult w/o C use	Lap Swim	No use	Years			Pool Area Satisfaction			
		TOTAL	Full	Swim	Other	Yes	Yes	Yes	Yes	Yes	No	Yes	Yes	Yes	No use	5 or less	6-15	16+	Satisfi- ed	Neutral	Not
Total	210	116	73	11	177	80	131	171	118	81	135	153	113	25	57	63	90	141	49	16	
0, Not very important	3 1%	1 1%	2 3%	0 0%	3 2%	1 1%	1 1%	3 2%	3 3%	0 0%	3 2%	0 0%	0 0%	0 0%	2 4%	1 2%	0 0%	2 1%	1 2%	0 0%	
1	4 2%	0 0%	4 5%	0 0%	4 2%	2 3%	4 3%	4 2%	4 3%	0 0%	4 3%	3 2%	1 1%	0 0%	1 2%	3 5%	0 0%	3 2%	1 2%	0 0%	
2	6 3%	2 2%	3 4%	1 9%	5 3%	3 4%	5 4%	5 3%	4 3%	1 1%	5 4%	5 3%	1 1%	0 0%	3 5%	1 2%	2 2%	3 2%	3 6%	0 0%	
3	5 2%	2 2%	3 4%	0 0%	5 3%	2 3%	4 3%	4 2%	5 4%	0 0%	4 3%	3 2%	3 3%	0 0%	4 7%	1 2%	0 0%	3 2%	0 0%	2 13%	
4	3 1%	1 1%	0 0%	0 0%	1 1%	0 0%	1 1%	1 1%	1 1%	0 0%	1 1%	0 0%	0 0%	2 8%	0 0%	1 2%	2 2%	1 1%	2 4%	0 0%	
5	12 6%	8 7%	3 4%	1 9%	10 6%	3 4%	7 5%	10 6%	8 7%	4 5%	9 7%	7 5%	3 3%	1 4%	4 7%	2 3%	6 7%	9 6%	1 2%	2 13%	
6	20 10%	10 9%	7 10%	2 18%	19 11%	9 11%	15 11%	18 11%	13 11%	6 7%	16 12%	15 10%	9 8%	3 12%	6 11%	6 10%	8 9%	15 11%	4 8%	1 6%	
7	23 11%	13 11%	8 11%	2 18%	20 11%	8 10%	16 12%	20 12%	18 15%	5 6%	20 15%	19 12%	12 11%	2 8%	7 12%	12 19%	4 4%	11 8%	10 20%	1 6%	
8	39 19%	20 17%	14 19%	3 27%	31 18%	14 18%	21 16%	30 18%	23 19%	14 17%	23 17%	26 17%	20 18%	7 28%	12 21%	11 17%	16 18%	27 19%	9 18%	2 13%	
9	23 11%	12 10%	6 8%	2 18%	19 11%	8 10%	12 9%	18 11%	11 9%	9 11%	13 10%	15 10%	11 10%	4 16%	4 7%	7 11%	12 13%	18 13%	4 8%	1 6%	
10, Very Important	71 34%	47 41%	22 30%	0 0%	59 33%	30 38%	44 34%	57 33%	27 23%	42 52%	36 27%	60 39%	53 47%	6 24%	13 23%	18 29%	40 44%	48 34%	14 29%	7 44%	
Unsure	1 0%	0 0%	1 1%	0 0%	1 1%	0 0%	1 1%	1 1%	1 1%	0 0%	1 1%	0 0%	0 0%	0 0%	1 2%	0 0%	0 0%	1 1%	0 0%	0 0%	
Mean	7.7	8.1	7.2	6.8	7.6	7.8	7.6	7.6	7.1	8.7	7.3	8.0	8.4	7.9	6.9	7.5	8.4	7.8	7.4	7.8	
SD	2.5	2.1	2.9	2.0	2.5	2.6	2.6	2.5	2.7	1.7	2.6	2.3	2.0	1.9	2.8	2.6	2.0	2.4	2.6	2.6	

IRVINGTON CLUB POOL SURVEY 2017

Importance rating: A place for children to swim, play, and socialize

	###	Membership Type			Child Swim Any	Child Swim Team	Swim Lessons	Child Swim Weekly	Children in home		Adult with C use	Adult w/o C use	Lap Swim	No use	Years			Pool Area Satisfaction			
		TOTAL	Full	Swim	Other	Yes	Yes	Yes	Yes	Yes	No	Yes	Yes	Yes	No use	5 or less	6-15	16+	Satisfi- ed	Neutral	Not
Total	221	117	80	13	189	86	139	183	134	75	148	158	112	26	70	61	90	155	46	17	
1	1 0%	1 1%	0 0%	0 0%	1 1%	1 1%	1 1%	1 1%	0 0%	1 1%	0 0%	0 0%	0 0%	1 4%	0 0%	0 0%	1 1%	1 1%	0 0%	0 0%	
2	1 0%	1 1%	0 0%	0 0%	0 0%	0 0%	0 0%	0 0%	0 0%	1 1%	0 0%	1 1%	0 0%	0 0%	0 0%	0 0%	1 1%	0 0%	1 2%	0 0%	
3	1 0%	1 1%	0 0%	0 0%	0 0%	0 0%	0 0%	0 0%	0 0%	1 1%	0 0%	1 1%	1 1%	0 0%	0 0%	0 0%	1 1%	0 0%	0 0%	1 6%	
4	1 0%	1 1%	0 0%	0 0%	0 0%	0 0%	0 0%	0 0%	0 0%	1 1%	0 0%	1 1%	1 1%	0 0%	0 0%	0 0%	1 1%	1 1%	0 0%	0 0%	
5	3 1%	2 2%	0 0%	1 8%	3 2%	1 1%	2 1%	3 2%	2 1%	1 1%	2 1%	3 2%	2 2%	0 0%	1 1%	1 2%	1 1%	1 1%	1 1%	0 0%	2 12%
6	10 5%	9 8%	0 0%	1 8%	10 5%	4 5%	9 6%	9 5%	4 3%	6 8%	5 3%	8 5%	6 5%	2 8%	2 3%	2 3%	6 7%	3 2%	4 9%	3 18%	
7	27 12%	18 15%	6 8%	1 8%	16 8%	7 8%	11 8%	15 8%	5 4%	20 27%	11 7%	17 11%	12 11%	8 31%	5 7%	6 10%	16 18%	20 13%	3 7%	1 6%	
8	37 17%	16 14%	15 19%	4 31%	31 16%	11 13%	19 14%	31 17%	22 16%	13 17%	24 16%	28 18%	25 22%	4 15%	13 19%	12 20%	12 13%	23 15%	11 24%	3 18%	
9	29 13%	16 14%	10 13%	1 8%	26 14%	14 16%	22 16%	25 14%	19 14%	8 11%	19 13%	22 14%	12 11%	3 12%	6 9%	10 16%	13 14%	20 13%	9 20%	0 0%	
10, Very Important	111 50%	52 44%	49 61%	5 38%	102 54%	48 56%	75 54%	99 54%	82 61%	23 31%	87 59%	77 49%	53 47%	8 31%	43 61%	30 49%	38 42%	86 55%	18 39%	7 41%	
Mean	8.8	8.5	9.3	8.4	8.9	9.0	8.9	9.0	9.2	8.0	9.1	8.8	8.7	8.0	9.1	8.9	8.4	9.0	8.6	7.8	
SD	1.6	1.8	1.0	1.7	1.5	1.5	1.5	1.4	1.2	1.9	1.3	1.6	1.5	2.0	1.3	1.3	1.9	1.4	1.6	2.3	

IRVINGTON CLUB POOL SURVEY 2017

Importance rating: Access to a baby/wading pool

	###	Membership Type			Child Swim Any	Child Swim Team	Swim Lessons	Child Swim Weekly	Children in home		Adult with C use	Adult w/o C use	Lap Swim	No use	Years			Pool Area Satisfaction			
		TOTAL	Full	Swim	Other	Yes	Yes	Yes	Yes	Yes	No	Yes	Yes	Yes	No use	5 or less	6-15	16+	Satisfi- ed	Neutral	Not
Total	189	105	65	10	163	76	123	158	114	65	126	134	94	22	52	59	78	128	46	13	
0, Not very important	29 15%	15 14%	13 20%	1 10%	28 17%	16 21%	21 17%	28 18%	24 21%	5 8%	23 18%	21 16%	15 16%	1 5%	13 25%	11 19%	5 6%	19 15%	7 15%	3 23%	
1	13 7%	7 7%	5 8%	0 0%	10 6%	4 5%	8 7%	10 6%	7 6%	5 8%	8 6%	9 7%	5 5%	3 14%	4 8%	3 5%	6 8%	7 5%	5 11%	0 0%	
2	19 10%	9 9%	6 9%	2 20%	15 9%	5 7%	10 8%	15 9%	11 10%	6 9%	12 10%	15 11%	5 5%	2 9%	5 10%	7 12%	7 9%	8 6%	10 22%	1 8%	
3	16 8%	8 8%	5 8%	3 30%	14 9%	7 9%	10 8%	14 9%	10 9%	6 9%	12 10%	11 8%	9 10%	2 9%	6 12%	5 8%	5 6%	11 9%	3 7%	2 15%	
4	13 7%	6 6%	6 9%	1 10%	13 8%	6 8%	8 7%	13 8%	9 8%	4 6%	9 7%	10 7%	7 7%	3 14%	5 10%	4 7%	4 5%	11 9%	2 4%	0 0%	
5	16 8%	8 8%	7 11%	1 10%	16 10%	10 13%	13 11%	15 9%	12 11%	3 5%	12 10%	11 8%	9 10%	0 0%	4 8%	5 8%	7 9%	10 8%	2 4%	4 31%	
6	15 8%	7 7%	5 8%	1 10%	11 7%	5 7%	10 8%	11 7%	6 5%	7 11%	8 6%	9 7%	7 7%	3 14%	3 6%	5 8%	7 9%	8 6%	7 15%	0 0%	
7	21 11%	14 13%	3 5%	0 0%	13 8%	5 7%	9 7%	13 8%	7 6%	10 15%	12 10%	15 11%	11 12%	5 23%	3 6%	5 8%	13 17%	16 13%	5 11%	0 0%	
8	16 8%	12 11%	4 6%	0 0%	15 9%	8 11%	11 9%	14 9%	9 8%	7 11%	10 8%	11 8%	10 11%	1 5%	2 4%	5 8%	9 12%	14 11%	1 2%	1 8%	
9	6 3%	4 4%	1 2%	1 10%	6 4%	1 1%	4 3%	6 4%	4 4%	2 3%	4 3%	5 4%	3 3%	0 0%	1 2%	2 3%	3 4%	4 3%	1 2%	1 8%	
10, Very Important	20 11%	10 10%	10 15%	0 0%	19 12%	8 11%	16 13%	17 11%	15 13%	5 8%	14 11%	12 9%	9 10%	2 9%	6 12%	6 10%	8 10%	17 13%	2 4%	1 8%	
Unsure	5 3%	5 5%	0 0%	0 0%	3 2%	1 1%	3 2%	2 1%	0 0%	5 8%	2 2%	5 4%	4 4%	0 0%	0 0%	1 2%	4 5%	3 2%	1 2%	0 0%	
Mean	4.6	4.9	4.4	3.7	4.6	4.4	4.7	4.5	4.4	5.0	4.5	4.5	4.8	4.8	3.8	4.4	5.4	5.0	3.7	4.2	
SD	3.3	3.3	3.5	2.5	3.4	3.3	3.4	3.3	3.5	3.1	3.4	3.3	3.3	3.0	3.4	3.4	3.1	3.4	3.0	3.3	

IRVINGTON CLUB POOL SURVEY 2017

Importance rating: A place to relax by the pool (e.g., sunbathe, read)

	###	Membership Type			Child Swim Any	Child Swim Team	Swim Lessons	Child Swim Weekly	Children in home		Adult with C use	Adult w/o C use	Lap Swim	No use	Years			Pool Area Satisfaction			
		TOTAL	Full	Swim	Other	Yes	Yes	Yes	Yes	Yes	No	Yes	Yes	Yes	No use	5 or less	6-15	16+	Satisfi- ed	Neutral	Not
Total	220	116	81	12	188	83	136	182	132	76	146	158	112	26	67	65	88	152	50	15	
0, Not very important	1 0%	1 1%	0 0%	0 0%	1 1%	1 1%	1 1%	1 1%	0 0%	1 1%	0 0%	0 0%	0 0%	1 4%	0 0%	0 0%	1 1%	1 1%	0 0%	0 0%	
1	2 1%	1 1%	1 1%	0 0%	1 1%	1 1%	1 1%	1 1%	0 0%	2 3%	1 1%	2 1%	2 2%	0 0%	0 0%	1 2%	1 1%	1 1%	1 1%	1 2%	0 0%
2	5 2%	4 3%	1 1%	0 0%	4 2%	3 4%	3 2%	4 2%	1 1%	4 5%	1 1%	4 3%	4 4%	1 4%	0 0%	3 5%	2 2%	3 2%	1 2%	1 7%	
3	3 1%	2 2%	1 1%	0 0%	2 1%	0 0%	1 1%	2 1%	1 1%	2 3%	2 1%	2 1%	2 2%	0 0%	1 1%	1 2%	1 1%	2 1%	1 2%	0 0%	
4	2 1%	0 0%	0 0%	0 0%	0 0%	0 0%	0 0%	0 0%	0 0%	0 0%	0 0%	0 0%	0 0%	2 8%	0 0%	0 0%	2 2%	1 1%	1 2%	0 0%	
5	4 2%	2 2%	1 1%	1 8%	4 2%	0 0%	1 1%	4 2%	1 1%	3 4%	1 1%	3 2%	2 2%	1 4%	1 1%	1 2%	2 2%	3 2%	0 0%	1 7%	
6	15 7%	9 8%	6 7%	0 0%	14 7%	9 11%	11 8%	14 8%	11 8%	4 5%	11 8%	10 6%	8 7%	2 8%	5 7%	6 9%	4 5%	10 7%	4 8%	1 7%	
7	35 16%	14 12%	19 23%	1 8%	27 14%	8 10%	20 15%	25 14%	21 16%	13 17%	22 15%	24 15%	18 16%	5 19%	16 24%	10 15%	9 10%	28 18%	4 8%	1 7%	
8	42 19%	21 18%	14 17%	5 42%	37 20%	12 14%	25 18%	36 20%	24 18%	15 20%	29 20%	29 18%	18 16%	6 23%	12 18%	12 18%	18 20%	29 19%	11 22%	2 13%	
9	31 14%	19 16%	6 7%	3 25%	25 13%	14 17%	20 15%	24 13%	14 11%	14 18%	16 11%	25 16%	17 15%	4 15%	7 10%	9 14%	15 17%	17 11%	12 24%	2 13%	
10, Very Important	80 36%	43 37%	32 40%	2 17%	73 39%	35 42%	53 39%	71 39%	59 45%	18 24%	63 43%	59 37%	41 37%	4 15%	25 37%	22 34%	33 38%	57 38%	15 30%	7 47%	
Mean	8.2	8.2	8.2	8.3	8.3	8.3	8.3	8.3	8.6	7.5	8.5	8.3	8.1	7.2	8.3	8.0	8.2	8.2	8.2	8.3	
SD	2.1	2.2	1.9	1.4	2.0	2.2	2.0	2.0	1.6	2.5	1.7	2.0	2.2	2.5	1.6	2.2	2.2	2.0	2.1	2.4	

IRVINGTON CLUB POOL SURVEY 2017

Importance rating: A place for adults to socialize

	###	Membership Type			Child Swim Any	Child Swim Team	Swim Lessons	Child Swim Weekly	Children in home		Adult with C use	Adult w/o C use	Lap Swim	No use	Years			Pool Area Satisfaction			
		TOTAL	Full	Swim	Other	Yes	Yes	Yes	Yes	Yes	No	Yes	Yes	Yes	No use	5 or less	6-15	16+	Satisfi- ed	Neutral	Not
Total	205	109	73	13	174	83	130	169	125	70	137	147	104	24	63	58	84	141	43	17	
0, Not very important	2 1%	2 2%	0 0%	0 0%	2 1%	1 1%	1 1%	2 1%	1 1%	1 1%	1 1%	0 0%	0 0%	1 4%	0 0%	1 2%	1 1%	2 1%	0 0%	0 0%	
1	3 1%	2 2%	1 1%	0 0%	1 1%	0 0%	1 1%	1 1%	1 1%	2 3%	1 1%	3 2%	3 3%	0 0%	1 2%	2 3%	0 0%	1 1%	0 0%	2 12%	
2	1 0%	1 1%	0 0%	0 0%	1 1%	1 1%	1 1%	1 1%	0 0%	1 1%	0 0%	1 1%	1 1%	0 0%	0 0%	0 0%	1 1%	1 1%	0 0%	0 0%	
3	1 0%	1 1%	0 0%	0 0%	1 1%	0 0%	0 0%	1 1%	0 0%	1 1%	0 0%	1 1%	1 1%	0 0%	0 0%	0 0%	1 1%	1 1%	0 0%	0 0%	
4	4 2%	2 2%	2 3%	0 0%	4 2%	3 4%	4 3%	4 2%	2 2%	2 3%	2 1%	2 1%	2 2%	1 4%	2 3%	0 0%	2 2%	2 1%	2 5%	0 0%	
5	6 3%	2 2%	2 3%	1 8%	5 3%	2 2%	2 2%	5 3%	3 2%	2 3%	3 2%	4 3%	3 3%	2 8%	1 2%	1 2%	4 5%	6 4%	0 0%	0 0%	
6	14 7%	5 5%	8 11%	0 0%	11 6%	6 7%	8 6%	11 7%	9 7%	4 6%	11 8%	11 7%	8 8%	1 4%	6 10%	6 10%	2 2%	10 7%	3 7%	1 6%	
7	43 21%	18 17%	20 27%	3 23%	35 20%	13 16%	29 22%	33 20%	25 20%	16 23%	28 20%	30 20%	24 23%	6 25%	17 27%	10 17%	16 19%	31 22%	7 16%	3 18%	
8	48 23%	28 26%	14 19%	5 38%	43 25%	19 23%	31 24%	41 24%	27 22%	20 29%	31 23%	34 23%	21 20%	6 25%	9 14%	17 29%	22 26%	34 24%	8 19%	5 29%	
9	27 13%	16 15%	7 10%	3 23%	24 14%	16 19%	20 15%	24 14%	16 13%	10 14%	18 13%	22 15%	17 16%	2 8%	8 13%	9 16%	10 12%	17 12%	8 19%	2 12%	
10, Very Important	54 26%	31 28%	19 26%	1 8%	47 27%	22 27%	33 25%	46 27%	41 33%	10 14%	42 31%	38 26%	23 22%	4 17%	19 30%	12 21%	23 27%	35 25%	14 33%	4 24%	
Unsure	2 1%	1 1%	0 0%	0 0%	0 0%	0 0%	0 0%	0 0%	0 0%	1 1%	0 0%	1 1%	1 1%	1 4%	0 0%	0 0%	2 2%	1 1%	1 2%	0 0%	
Mean	7.9	8.0	7.8	7.9	8.0	8.0	8.0	8.0	8.2	7.4	8.1	8.0	7.7	7.3	8.0	7.8	8.0	7.8	8.4	7.5	
SD	2.0	2.2	1.8	1.3	1.9	1.9	1.9	1.9	1.8	2.2	1.8	1.9	2.0	2.3	1.9	2.1	2.0	2.0	1.6	2.7	

IRVINGTON CLUB POOL SURVEY 2017

Importance rating: A place for families to cook their own meals on provided barbecue grills

	###	Membership Type			Child Swim Any	Child Swim Team	Swim Lessons	Child Swim Weekly	Children in home		Adult with C use	Adult w/o C use	Lap Swim	No use	Years			Pool Area Satisfaction			
		TOTAL	Full	Swim	Other	Yes	Yes	Yes	Yes	Yes	No	Yes	Yes	Yes	No use	5 or less	6-15	16+	Satisfi- ed	Neutral	Not
Total	202	107	74	11	172	82	125	169	121	70	132	147	103	23	63	60	79	138	46	15	
0, Not very important	4 2%	2 2%	1 1%	0 0%	3 2%	1 1%	1 1%	3 2%	0 0%	3 4%	0 0%	2 1%	2 2%	2 9%	0 0%	2 3%	2 3%	4 3%	0 0%	0 0%	
1	3 1%	2 2%	1 1%	0 0%	1 1%	0 0%	1 1%	1 1%	0 0%	3 4%	1 1%	3 2%	2 2%	0 0%	0 0%	2 3%	1 1%	2 1%	0 0%	1 7%	
2	7 3%	4 4%	3 4%	0 0%	5 3%	2 2%	3 2%	5 3%	2 2%	5 7%	3 2%	7 5%	7 7%	0 0%	2 3%	2 3%	3 4%	5 4%	2 4%	0 0%	
3	10 5%	7 7%	2 3%	0 0%	6 3%	1 1%	4 3%	6 4%	1 1%	8 11%	1 1%	7 5%	6 6%	3 13%	1 2%	3 5%	6 8%	3 2%	5 11%	1 7%	
4	11 5%	6 6%	4 5%	1 9%	10 6%	3 4%	4 3%	10 6%	6 5%	5 7%	7 5%	6 4%	4 4%	2 9%	3 5%	5 8%	3 4%	8 6%	1 2%	1 7%	
5	6 3%	4 4%	1 1%	0 0%	4 2%	1 1%	3 2%	4 2%	3 2%	2 3%	2 2%	5 3%	4 4%	1 4%	2 3%	0 0%	4 5%	4 3%	1 2%	1 7%	
6	24 12%	10 9%	10 14%	3 27%	22 13%	9 11%	16 13%	22 13%	13 11%	10 14%	18 14%	17 12%	13 13%	2 9%	8 13%	9 15%	7 9%	16 12%	6 13%	2 13%	
7	38 19%	19 18%	14 19%	3 27%	32 19%	16 20%	24 19%	32 19%	24 20%	12 17%	24 18%	28 19%	16 16%	5 22%	14 22%	11 18%	13 16%	30 22%	6 13%	1 7%	
8	41 20%	21 20%	17 23%	2 18%	38 22%	18 22%	35 28%	35 21%	31 26%	8 11%	35 27%	29 20%	20 19%	3 13%	15 24%	12 20%	14 18%	29 21%	8 17%	4 27%	
9	22 11%	12 11%	8 11%	1 9%	19 11%	11 13%	12 10%	19 11%	16 13%	5 7%	14 11%	18 12%	13 13%	2 9%	7 11%	6 10%	9 11%	11 8%	9 20%	2 13%	
10, Very Important	33 16%	18 17%	13 18%	0 0%	30 17%	19 23%	21 17%	30 18%	25 21%	6 9%	26 20%	22 15%	15 15%	3 13%	11 17%	8 13%	14 18%	25 18%	6 13%	2 13%	
Unsure	3 1%	2 2%	0 0%	1 9%	2 1%	1 1%	1 1%	2 1%	0 0%	3 4%	1 1%	3 2%	1 1%	0 0%	0 0%	0 0%	3 4%	1 1%	2 4%	0 0%	
Mean	7.0	6.9	7.2	6.8	7.2	7.7	7.4	7.2	7.7	5.7	7.6	6.9	6.7	6.1	7.4	6.6	6.9	7.0	7.1	6.8	
SD	2.5	2.6	2.4	1.4	2.3	2.1	2.1	2.3	1.8	2.8	2.0	2.5	2.6	2.9	2.0	2.7	2.7	2.5	2.4	2.6	

IRVINGTON CLUB POOL SURVEY 2017

Importance rating: Snack stand with food, drinks, & similar concessions available for enjoying poolside

	###	Membership Type			Child Swim Any	Child Swim Team	Swim Lessons	Child Swim Weekly	Children in home		Adult with C use	Adult w/o C use	Lap Swim	No use	Years			Pool Area Satisfaction			
		TOTAL	Full	Swim	Other	Yes	Yes	Yes	Yes	Yes	No	Yes	Yes	Yes	No use	5 or less	6-15	16+	Satisfi- ed	Neutral	Not
Total	204	104	76	13	174	81	126	170	124	68	135	150	105	23	66	59	79	139	48	15	
0, Not very important	2 1%	1 1%	1 1%	0 0%	2 1%	0 0%	0 0%	2 1%	0 0%	2 3%	0 0%	2 1%	2 2%	0 0%	0 0%	2 3%	0 0%	2 1%	0 0%	0 0%	
2	6 3%	3 3%	3 4%	0 0%	5 3%	3 4%	5 4%	5 3%	3 2%	3 4%	2 1%	5 3%	4 4%	1 4%	2 3%	2 3%	2 3%	1 1%	3 6%	2 13%	
3	8 4%	5 5%	3 4%	0 0%	7 4%	2 2%	5 4%	6 4%	1 1%	7 10%	3 2%	8 5%	7 7%	0 0%	1 2%	2 3%	5 6%	6 4%	0 0%	2 13%	
4	6 3%	4 4%	2 3%	0 0%	5 3%	2 2%	4 3%	5 3%	2 2%	4 6%	4 3%	6 4%	6 6%	0 0%	1 2%	2 3%	3 4%	3 2%	3 6%	0 0%	
5	4 2%	2 2%	1 1%	1 8%	3 2%	2 2%	2 2%	3 2%	2 2%	2 3%	2 1%	3 2%	1 1%	0 0%	1 2%	0 0%	3 4%	3 2%	1 2%	0 0%	
6	9 4%	4 4%	3 4%	1 8%	8 5%	5 6%	6 5%	8 5%	6 5%	2 3%	6 4%	6 4%	4 4%	2 9%	2 3%	4 7%	3 4%	5 4%	3 6%	1 7%	
7	37 18%	22 21%	11 14%	2 15%	29 17%	11 14%	18 14%	29 17%	17 14%	18 26%	21 16%	24 16%	13 12%	7 30%	8 12%	15 25%	14 18%	24 17%	11 23%	1 7%	
8	38 19%	19 18%	12 16%	4 31%	32 18%	15 19%	23 18%	32 19%	24 19%	10 15%	27 20%	28 19%	18 17%	5 22%	13 20%	10 17%	15 19%	29 21%	7 15%	1 7%	
9	33 16%	16 15%	12 16%	3 23%	31 18%	12 15%	23 18%	29 17%	21 17%	10 15%	23 17%	23 15%	18 17%	3 13%	11 17%	8 14%	14 18%	19 14%	10 21%	4 27%	
10, Very Important	59 29%	26 25%	28 37%	2 15%	51 29%	29 36%	39 31%	50 29%	48 39%	8 12%	47 35%	43 29%	30 29%	5 22%	27 41%	14 24%	18 23%	46 33%	9 19%	4 27%	
Unsure	2 1%	2 2%	0 0%	0 0%	1 1%	0 0%	1 1%	1 1%	0 0%	2 3%	0 0%	2 1%	2 2%	0 0%	0 0%	0 0%	2 3%	1 1%	1 2%	0 0%	
Mean	7.8	7.7	8.0	8.0	7.9	8.1	8.0	7.9	8.4	6.7	8.3	7.7	7.6	7.8	8.4	7.4	7.6	8.0	7.5	7.1	
SD	2.2	2.3	2.4	1.5	2.3	2.1	2.2	2.3	1.8	2.6	1.9	2.4	2.6	1.8	1.9	2.5	2.2	2.2	2.2	3.1	

IRVINGTON CLUB POOL SURVEY 2017

Importance rating: Access to a hot tub

	###	Membership Type			Child Swim Any	Child Swim Team	Swim Lessons	Child Swim Weekly	Children in home		Adult with C use	Adult w/o C use	Lap Swim	No use	Years			Pool Area Satisfaction			
		TOTAL	Full	Swim	Other	Yes	Yes	Yes	Yes	Yes	No	Yes	Yes	Yes	No use	5 or less	6-15	16+	Satisfi- ed	Neutral	Not
Total	196	103	73	12	169	79	128	164	118	69	130	142	98	22	59	60	77	138	40	15	
0, Not very important	8 4%	2 2%	6 8%	0 0%	7 4%	5 6%	4 3%	7 4%	4 3%	4 6%	5 4%	7 5%	7 7%	0 0%	3 5%	4 7%	1 1%	7 5%	1 3%	0 0%	
1	3 2%	2 2%	1 1%	0 0%	2 1%	0 0%	2 2%	2 1%	1 1%	2 3%	1 1%	1 1%	1 1%	1 5%	0 0%	1 2%	2 3%	1 1%	1 3%	1 7%	
2	5 3%	5 5%	0 0%	0 0%	4 2%	2 3%	3 2%	4 2%	2 2%	3 4%	2 2%	5 4%	4 4%	0 0%	1 2%	2 3%	2 3%	2 1%	1 3%	2 13%	
3	7 4%	2 2%	4 5%	0 0%	5 3%	1 1%	3 2%	5 3%	4 3%	2 3%	4 3%	4 3%	2 2%	1 5%	3 5%	0 0%	4 5%	5 4%	2 5%	0 0%	
4	7 4%	3 3%	4 5%	0 0%	7 4%	2 3%	4 3%	7 4%	5 4%	2 3%	6 5%	5 4%	3 3%	0 0%	3 5%	2 3%	2 3%	6 4%	0 0%	1 7%	
5	13 7%	9 9%	2 3%	1 8%	9 5%	5 6%	6 5%	9 5%	6 5%	6 9%	7 5%	7 5%	4 4%	3 14%	4 7%	2 3%	7 9%	10 7%	3 8%	0 0%	
6	13 7%	8 8%	5 7%	0 0%	12 7%	7 9%	11 9%	11 7%	8 7%	5 7%	9 7%	10 7%	7 7%	1 5%	1 2%	8 13%	4 5%	8 6%	4 10%	0 0%	
7	29 15%	15 15%	9 12%	3 25%	22 13%	8 10%	17 13%	21 13%	18 15%	9 13%	19 15%	16 11%	9 9%	5 23%	11 19%	9 15%	9 12%	23 17%	5 13%	1 7%	
8	32 16%	16 16%	12 16%	2 17%	28 17%	15 19%	22 17%	27 16%	20 17%	9 13%	23 18%	24 17%	17 17%	5 23%	10 17%	8 13%	14 18%	24 17%	5 13%	2 13%	
9	25 13%	11 11%	10 14%	3 25%	23 14%	10 13%	19 15%	21 13%	17 14%	7 10%	17 13%	19 13%	14 14%	1 5%	7 12%	5 8%	13 17%	16 12%	7 18%	2 13%	
10, Very Important	48 24%	25 24%	20 27%	2 17%	44 26%	22 28%	33 26%	44 27%	33 28%	14 20%	35 27%	39 27%	27 28%	4 18%	16 27%	17 28%	15 19%	32 23%	10 25%	5 33%	
Unsure	6 3%	5 5%	0 0%	1 8%	6 4%	2 3%	4 3%	6 4%	0 0%	6 9%	2 2%	5 4%	3 3%	1 5%	0 0%	2 3%	4 5%	4 3%	1 3%	1 7%	
Mean	7.2	7.2	7.1	8.1	7.3	7.4	7.5	7.3	7.5	6.7	7.4	7.3	7.2	7.1	7.3	7.1	7.2	7.2	7.3	7.1	
SD	2.7	2.6	3.1	1.5	2.7	2.8	2.6	2.8	2.6	3.1	2.6	2.8	3.0	2.3	2.8	3.0	2.6	2.7	2.7	3.4	

IRVINGTON CLUB POOL SURVEY 2017

Performance rating: A place to learn to swim

	###	Membership Type			Child Swim Any	Child Swim Team	Swim Lessons	Child Swim Weekly	Children in home		Adult with C use	Adult w/o C use	Lap Swim	No use	Years			Pool Area Satisfaction			
		TOTAL	Full	Swim	Other	Yes	Yes	Yes	Yes	Yes	No	Yes	Yes	Yes	No use	5 or less	6-15	16+	Satisfi- ed	Neutral	Not
Total	204	108	74	12	175	84	130	170	119	75	136	148	105	24	56	60	88	143	46	12	
0, Poor	2 1%	0 0%	2 3%	0 0%	2 1%	0 0%	1 1%	2 1%	2 2%	0 0%	2 1%	2 1%	2 2%	0 0%	2 4%	0 0%	0 0%	2 1%	0 0%	0 0%	
2	2 1%	1 1%	1 1%	0 0%	1 1%	1 1%	1 1%	1 1%	0 0%	2 3%	0 0%	2 1%	2 2%	0 0%	0 0%	0 0%	2 2%	1 1%	1 2%	0 0%	
3	2 1%	1 1%	0 0%	1 8%	2 1%	1 1%	1 1%	2 1%	1 1%	1 1%	1 1%	2 1%	1 1%	0 0%	1 2%	0 0%	1 1%	2 1%	0 0%	0 0%	
4	5 2%	2 2%	3 4%	0 0%	5 3%	4 5%	4 3%	5 3%	4 3%	1 1%	3 2%	5 3%	5 5%	0 0%	2 4%	1 2%	2 2%	5 3%	0 0%	0 0%	
5	5 2%	2 2%	1 1%	2 17%	5 3%	1 1%	2 2%	5 3%	4 3%	1 1%	5 4%	5 3%	3 3%	0 0%	0 0%	3 5%	2 2%	4 3%	1 2%	0 0%	
6	14 7%	4 4%	9 12%	1 8%	14 8%	7 8%	9 7%	14 8%	12 10%	2 3%	13 10%	10 7%	7 7%	0 0%	7 13%	4 7%	3 3%	11 8%	2 4%	1 8%	
7	41 20%	20 19%	18 24%	1 8%	35 20%	15 18%	25 19%	35 21%	25 21%	14 19%	28 21%	31 21%	24 23%	5 21%	9 16%	17 28%	15 17%	20 14%	14 30%	7 58%	
8	39 19%	21 19%	11 15%	3 25%	33 19%	15 18%	27 21%	33 19%	19 16%	16 21%	26 19%	27 18%	21 20%	5 21%	7 13%	12 20%	20 23%	28 20%	9 20%	2 17%	
9	24 12%	17 16%	4 5%	2 17%	22 13%	10 12%	18 14%	20 12%	11 9%	12 16%	14 10%	18 12%	12 11%	3 13%	2 4%	6 10%	16 18%	18 13%	4 9%	2 17%	
10, Excellent	50 25%	27 25%	20 27%	1 8%	45 26%	27 32%	37 28%	42 25%	34 29%	14 19%	37 27%	35 24%	23 22%	4 17%	18 32%	13 22%	19 22%	41 29%	9 20%	0 0%	
Unsure	20 10%	13 12%	5 7%	1 8%	11 6%	3 4%	5 4%	11 6%	7 6%	12 16%	7 5%	11 7%	5 5%	7 29%	8 14%	4 7%	8 9%	11 8%	6 13%	0 0%	
Mean	7.9	8.2	7.6	7.1	7.9	8.1	8.1	7.8	7.8	8.0	7.9	7.7	7.6	8.4	7.7	7.9	8.0	8.0	7.9	7.4	
SD	1.9	1.7	2.3	2.1	2.0	1.9	1.9	2.0	2.1	1.8	1.9	2.1	2.2	1.2	2.5	1.6	1.8	2.1	1.7	0.9	

IRVINGTON CLUB POOL SURVEY 2017

Performance rating: A place for summer swim team practices & competition

	###	Membership Type			Child Swim Any	Child Swim Team	Swim Lessons	Child Swim Weekly	Children in home		Adult with C use	Adult w/o C use	Lap Swim	No use	Years			Pool Area Satisfaction			
		TOTAL	Full	Swim	Other	Yes	Yes	Yes	Yes	Yes	No	Yes	Yes	Yes	No use	5 or less	6-15	16+	Satisfi- ed	Neutral	Not
Total	201	106	72	13	170	83	125	168	117	74	133	149	108	22	61	60	80	140	43	14	
0, Poor	3 1%	1 1%	2 3%	0 0%	3 2%	1 1%	2 2%	3 2%	2 2%	1 1%	3 2%	2 1%	2 2%	0 0%	1 2%	2 3%	0 0%	2 1%	1 2%	0 0%	
1	6 3%	2 2%	3 4%	1 8%	5 3%	2 2%	3 2%	5 3%	3 3%	3 4%	3 2%	6 4%	4 4%	0 0%	1 2%	3 5%	2 3%	3 2%	1 2%	2 14%	
2	5 2%	3 3%	1 1%	1 8%	4 2%	1 1%	1 1%	4 2%	2 2%	3 4%	2 2%	5 3%	3 3%	0 0%	1 2%	1 2%	3 4%	4 3%	1 2%	0 0%	
3	10 5%	5 5%	4 6%	1 8%	10 6%	7 8%	8 6%	10 6%	6 5%	4 5%	7 5%	9 6%	8 7%	0 0%	4 7%	2 3%	4 5%	9 6%	0 0%	1 7%	
4	9 4%	4 4%	5 7%	0 0%	9 5%	4 5%	4 3%	8 5%	9 8%	0 0%	8 6%	7 5%	5 5%	0 0%	5 8%	3 5%	1 1%	7 5%	2 5%	0 0%	
5	10 5%	6 6%	4 6%	0 0%	9 5%	5 6%	5 4%	9 5%	7 6%	3 4%	9 7%	9 6%	8 7%	0 0%	2 3%	4 7%	4 5%	5 4%	3 7%	2 14%	
6	14 7%	7 7%	4 6%	2 15%	11 6%	7 8%	8 6%	11 7%	9 8%	4 5%	11 8%	10 7%	10 9%	2 9%	4 7%	6 10%	4 5%	8 6%	3 7%	2 14%	
7	21 10%	14 13%	7 10%	0 0%	20 12%	13 16%	15 12%	20 12%	12 10%	9 12%	12 9%	17 11%	10 9%	2 9%	4 7%	8 13%	9 11%	11 8%	6 14%	4 29%	
8	24 12%	11 10%	9 13%	2 15%	20 12%	8 10%	18 14%	20 12%	12 10%	10 14%	18 14%	18 12%	17 16%	2 9%	6 10%	5 8%	13 16%	20 14%	3 7%	1 7%	
9	17 8%	11 10%	3 4%	2 15%	15 9%	11 13%	12 10%	15 9%	9 8%	7 9%	9 7%	14 9%	7 6%	1 5%	4 7%	6 10%	7 9%	13 9%	3 7%	1 7%	
10, Excellent	29 14%	14 13%	12 17%	1 8%	26 15%	17 20%	22 18%	26 15%	20 17%	7 9%	23 17%	22 15%	15 14%	3 14%	11 18%	7 12%	11 14%	25 18%	4 9%	0 0%	
Unsure	53 26%	28 26%	18 25%	3 23%	38 22%	7 8%	27 22%	37 22%	26 22%	23 31%	28 21%	30 20%	19 18%	12 55%	18 30%	13 22%	22 28%	33 24%	16 37%	1 7%	
Mean	6.7	6.9	6.5	6.2	6.7	7.0	7.1	6.7	6.7	6.6	6.8	6.6	6.4	8.1	6.8	6.4	7.0	6.9	6.6	5.5	
SD	2.8	2.6	3.0	3.2	2.8	2.6	2.7	2.8	2.8	2.8	2.8	2.8	2.8	1.6	2.9	2.9	2.6	2.8	2.7	2.5	

IRVINGTON CLUB POOL SURVEY 2017

Performance rating: Opportunities for designated adult swim time

	###	Membership Type			Child Swim Any	Child Swim Team	Swim Lessons	Child Swim Weekly	Children in home		Adult with C use	Adult w/o C use	Lap Swim	No use	Years			Pool Area Satisfaction			
		TOTAL	Full	Swim	Other	Yes	Yes	Yes	Yes	Yes	No	Yes	Yes	Yes	No use	5 or less	6-15	16+	Satisfi- ed	Neutral	Not
Total	200	108	71	12	170	78	124	167	115	76	129	146	104	22	57	60	83	136	45	15	
0, Poor	4 2%	4 4%	0 0%	0 0%	3 2%	2 3%	3 2%	3 2%	0 0%	4 5%	0 0%	4 3%	4 4%	0 0%	0 0%	1 2%	3 4%	0 0%	1 2%	3 20%	
1	1 1%	0 0%	1 1%	0 0%	1 1%	0 0%	0 0%	1 1%	1 1%	0 0%	1 1%	0 0%	0 0%	0 0%	1 2%	0 0%	0 0%	1 1%	0 0%	0 0%	
2	4 2%	2 2%	1 1%	0 0%	1 1%	1 1%	1 1%	1 1%	0 0%	3 4%	1 1%	2 1%	2 2%	2 9%	1 2%	1 2%	2 2%	3 2%	0 0%	0 0%	
3	5 3%	1 1%	4 6%	0 0%	3 2%	2 3%	2 2%	3 2%	2 2%	3 4%	3 2%	5 3%	5 5%	0 0%	2 4%	2 3%	1 1%	2 1%	2 4%	1 7%	
4	9 5%	7 6%	2 3%	0 0%	8 5%	4 5%	5 4%	8 5%	4 3%	5 7%	5 4%	7 5%	6 6%	1 5%	1 2%	4 7%	4 5%	5 4%	2 4%	1 7%	
5	16 8%	5 5%	9 13%	1 8%	15 9%	7 9%	10 8%	15 9%	11 10%	4 5%	13 10%	10 7%	7 7%	1 5%	7 12%	4 7%	5 6%	10 7%	5 11%	1 7%	
6	21 11%	13 12%	5 7%	1 8%	17 10%	10 13%	14 11%	17 10%	12 10%	7 9%	13 10%	17 12%	12 12%	3 14%	6 11%	6 10%	9 11%	14 10%	6 13%	1 7%	
7	32 16%	20 19%	9 13%	3 25%	30 18%	14 18%	20 16%	30 18%	22 19%	10 13%	20 16%	25 17%	20 19%	3 14%	5 9%	15 25%	12 14%	18 13%	10 22%	4 27%	
8	39 20%	19 18%	13 18%	6 50%	33 19%	8 10%	19 15%	33 20%	23 20%	15 20%	26 20%	26 18%	15 14%	5 23%	11 19%	12 20%	16 19%	30 22%	6 13%	3 20%	
9	21 11%	13 12%	6 8%	1 8%	20 12%	10 13%	16 13%	18 11%	9 8%	11 14%	10 8%	15 10%	10 10%	2 9%	4 7%	5 8%	12 14%	17 13%	3 7%	1 7%	
10, Excellent	35 18%	14 13%	18 25%	0 0%	29 17%	16 21%	25 20%	29 17%	26 23%	6 8%	29 22%	25 17%	19 18%	3 14%	15 26%	7 12%	13 16%	28 21%	7 16%	0 0%	
Unsure	13 7%	10 9%	3 4%	0 0%	10 6%	4 5%	9 7%	9 5%	5 4%	8 11%	8 6%	10 7%	4 4%	2 9%	4 7%	3 5%	6 7%	8 6%	3 7%	0 0%	
Mean	7.2	7.0	7.3	7.4	7.3	7.2	7.4	7.3	7.5	6.6	7.5	7.1	6.9	7.0	7.4	6.9	7.2	7.5	6.9	5.3	
SD	2.3	2.4	2.4	1.1	2.2	2.4	2.3	2.2	2.0	2.7	2.1	2.4	2.6	2.4	2.4	2.1	2.5	2.1	2.2	3.2	

IRVINGTON CLUB POOL SURVEY 2017

Performance rating: A place for children to swim, play, and socialize

	###	Membership Type			Child Swim Any	Child Swim Team	Swim Lessons	Child Swim Weekly	Children in home		Adult with C use	Adult w/o C use	Lap Swim	No use	Years			Pool Area Satisfaction			
		TOTAL	Full	Swim	Other	Yes	Yes	Yes	Yes	Yes	No	Yes	Yes	Yes	No use	5 or less	6-15	16+	Satisfi- ed	Neutral	Not
Total	214	113	78	12	183	81	133	179	125	77	143	152	108	25	66	60	88	150	47	14	
3	1 0%	1 1%	0 0%	0 0%	1 1%	0 0%	1 1%	1 1%	1 1%	0 0%	0 0%	1 1%	1 1%	0 0%	0 0%	1 2%	0 0%	0 0%	0 0%	1 7%	
4	6 3%	2 2%	3 4%	1 8%	6 3%	2 2%	4 3%	5 3%	4 3%	2 3%	6 4%	5 3%	4 4%	0 0%	4 6%	1 2%	1 1%	3 2%	2 4%	1 7%	
5	4 2%	2 2%	1 1%	1 8%	3 2%	1 1%	0 0%	3 2%	1 1%	3 4%	2 1%	4 3%	3 3%	0 0%	1 2%	1 2%	2 2%	4 3%	0 0%	0 0%	
6	15 7%	4 4%	9 12%	1 8%	14 8%	6 7%	10 8%	14 8%	9 7%	4 5%	11 8%	11 7%	6 6%	2 8%	5 8%	4 7%	6 7%	13 9%	2 4%	0 0%	
7	36 17%	21 19%	12 15%	0 0%	29 16%	14 17%	21 16%	28 16%	20 16%	13 17%	23 16%	25 16%	19 18%	7 28%	9 14%	11 18%	16 18%	20 13%	12 26%	4 29%	
8	49 23%	25 22%	17 22%	5 42%	41 22%	13 16%	31 23%	40 22%	28 22%	19 25%	32 22%	33 22%	24 22%	6 24%	12 18%	19 32%	18 20%	39 26%	7 15%	3 21%	
9	35 16%	20 18%	10 13%	3 25%	33 18%	17 21%	26 20%	33 18%	23 18%	10 13%	23 16%	26 17%	16 15%	4 16%	10 15%	8 13%	17 19%	25 17%	9 19%	1 7%	
10, Excellent	63 29%	34 30%	25 32%	1 8%	54 30%	26 32%	38 29%	53 30%	39 31%	21 27%	45 31%	43 28%	32 30%	5 20%	25 38%	14 23%	24 27%	46 31%	12 26%	4 29%	
Unsure	5 2%	4 4%	1 1%	0 0%	2 1%	2 2%	2 2%	2 1%	0 0%	5 6%	1 1%	4 3%	3 3%	1 4%	0 0%	1 2%	4 5%	0 0%	3 6%	0 0%	
Mean	8.3	8.4	8.2	7.7	8.3	8.4	8.3	8.3	8.3	8.2	8.3	8.2	8.2	8.1	8.3	8.1	8.3	8.3	8.2	7.7	
SD	1.6	1.5	1.7	1.8	1.6	1.5	1.6	1.6	1.6	1.6	1.6	1.7	1.7	1.3	1.8	1.6	1.5	1.5	1.6	2.2	

IRVINGTON CLUB POOL SURVEY 2017

Performance rating: Access to a baby/wading pool

	###	Membership Type			Child Swim Any	Child Swim Team	Swim Lessons	Child Swim Weekly	Children in home		Adult with C use	Adult w/o C use	Lap Swim	No use	Years			Pool Area Satisfaction			
		TOTAL	Full	Swim	Other	Yes	Yes	Yes	Yes	Yes	No	Yes	Yes	Yes	No use	5 or less	6-15	16+	Satisfi- ed	Neutral	Not
Total	182	97	65	11	154	68	119	150	106	66	122	128	94	22	53	53	76	129	40	10	
0, Poor	48 26%	28 29%	17 26%	2 18%	43 28%	17 25%	33 28%	41 27%	32 30%	14 21%	39 32%	40 31%	26 28%	2 9%	14 26%	14 26%	20 26%	32 25%	11 28%	5 50%	
1	10 5%	5 5%	3 5%	1 9%	8 5%	4 6%	7 6%	8 5%	5 5%	4 6%	5 4%	8 6%	5 5%	2 9%	2 4%	3 6%	5 7%	6 5%	2 5%	1 10%	
2	10 5%	5 5%	4 6%	1 9%	9 6%	6 9%	8 7%	9 6%	7 7%	3 5%	6 5%	7 5%	6 6%	2 9%	4 8%	3 6%	3 4%	9 7%	1 3%	0 0%	
3	10 5%	4 4%	4 6%	1 9%	8 5%	4 6%	8 7%	8 5%	6 6%	3 5%	7 6%	7 5%	7 7%	1 5%	5 9%	1 2%	4 5%	8 6%	1 3%	1 10%	
4	10 5%	7 7%	2 3%	1 9%	10 6%	3 4%	8 7%	10 7%	6 6%	4 6%	8 7%	6 5%	6 6%	0 0%	2 4%	1 2%	7 9%	9 7%	0 0%	1 10%	
5	18 10%	11 11%	6 9%	1 9%	16 10%	7 10%	11 9%	16 11%	9 8%	9 14%	13 11%	13 10%	9 10%	2 9%	5 9%	8 15%	5 7%	13 10%	5 13%	0 0%	
6	7 4%	3 3%	3 5%	0 0%	6 4%	4 6%	6 5%	6 4%	4 4%	2 3%	4 3%	4 3%	4 4%	1 5%	2 4%	1 2%	4 5%	5 4%	2 5%	0 0%	
7	11 6%	3 3%	8 12%	0 0%	11 7%	4 6%	7 6%	10 7%	9 8%	2 3%	9 7%	5 4%	5 5%	2 9%	4 8%	5 9%	2 3%	9 7%	2 5%	0 0%	
8	14 8%	6 6%	6 9%	1 9%	10 6%	3 4%	7 6%	10 7%	11 10%	2 3%	10 8%	7 5%	3 3%	1 5%	9 17%	2 4%	3 4%	11 9%	3 8%	0 0%	
9	3 2%	2 2%	1 2%	0 0%	3 2%	1 1%	2 2%	3 2%	1 1%	2 3%	2 2%	3 2%	3 3%	0 0%	0 0%	3 6%	0 0%	3 2%	0 0%	0 0%	
10, Excellent	9 5%	5 5%	3 5%	0 0%	8 5%	5 7%	6 5%	8 5%	6 6%	2 3%	7 6%	7 5%	5 5%	1 5%	2 4%	2 4%	5 7%	7 5%	2 5%	0 0%	
Unsure	32 18%	18 19%	8 12%	3 27%	22 14%	10 15%	16 13%	21 14%	10 9%	19 29%	12 10%	21 16%	15 16%	8 36%	4 8%	10 19%	18 24%	17 13%	11 28%	2 20%	
Mean	3.6	3.4	3.9	2.9	3.6	3.6	3.4	3.6	3.6	3.4	3.5	3.2	3.4	4.1	3.9	3.7	3.2	3.8	3.5	1.0	
SD	3.3	3.3	3.4	2.7	3.3	3.3	3.2	3.3	3.4	3.1	3.4	3.4	3.3	3.2	3.3	3.4	3.3	3.3	3.5	1.6	

IRVINGTON CLUB POOL SURVEY 2017

Performance rating: A place to relax by the pool (e.g., sunbathe, read)

	###	Membership Type			Child Swim Any	Child Swim Team	Swim Lessons	Child Swim Weekly	Children in home		Adult with C use	Adult w/o C use	Lap Swim	No use	Years			Pool Area Satisfaction			
		TOTAL	Full	Swim	Other	Yes	Yes	Yes	Yes	Yes	No	Yes	Yes	Yes	No use	5 or less	6-15	16+	Satisfi- ed	Neutral	Not
Total	207	109	75	13	178	79	129	173	122	74	139	151	106	24	63	60	84	143	47	13	
0, Poor	1 0%	1 1%	0 0%	0 0%	1 1%	0 0%	0 0%	1 1%	0 0%	1 1%	0 0%	1 1%	1 1%	0 0%	0 0%	0 0%	1 1%	0 0%	0 0%	1 8%	
1	5 2%	2 2%	2 3%	1 8%	5 3%	3 4%	3 2%	5 3%	3 2%	2 3%	3 2%	5 3%	3 3%	0 0%	0 0%	3 5%	2 2%	2 1%	2 4%	1 8%	
2	5 2%	2 2%	1 1%	2 15%	5 3%	1 1%	3 2%	5 3%	3 2%	2 3%	3 2%	5 3%	3 3%	0 0%	1 2%	0 0%	4 5%	1 1%	4 9%	0 0%	
3	13 6%	8 7%	2 3%	1 8%	9 5%	4 5%	6 5%	9 5%	6 5%	5 7%	8 6%	9 6%	6 6%	3 13%	4 6%	5 8%	4 5%	5 3%	4 9%	3 23%	
4	14 7%	6 6%	7 9%	0 0%	12 7%	7 9%	8 6%	11 6%	9 7%	4 5%	10 7%	12 8%	9 8%	2 8%	5 8%	3 5%	6 7%	9 6%	3 6%	2 15%	
5	14 7%	10 9%	2 3%	1 8%	12 7%	4 5%	10 8%	12 7%	5 4%	7 9%	9 6%	10 7%	8 8%	2 8%	2 3%	4 7%	8 10%	12 8%	2 4%	0 0%	
6	41 20%	21 19%	18 24%	1 8%	37 21%	20 25%	26 20%	37 21%	32 26%	8 11%	32 23%	32 21%	23 22%	5 21%	13 21%	19 32%	9 11%	27 19%	11 23%	2 15%	
7	35 17%	22 20%	9 12%	3 23%	29 16%	11 14%	24 19%	28 16%	19 16%	15 20%	21 15%	23 15%	13 12%	4 17%	9 14%	10 17%	16 19%	23 16%	9 19%	3 23%	
8	30 14%	13 12%	13 17%	3 23%	28 16%	12 15%	20 16%	26 15%	14 11%	15 20%	19 14%	25 17%	18 17%	3 13%	11 17%	7 12%	12 14%	26 18%	4 9%	0 0%	
9	15 7%	7 6%	6 8%	0 0%	12 7%	6 8%	9 7%	11 6%	6 5%	7 9%	7 5%	10 7%	6 6%	2 8%	4 6%	3 5%	8 10%	14 10%	1 2%	0 0%	
10, Excellent	29 14%	14 13%	13 17%	1 8%	26 15%	10 13%	19 15%	26 15%	24 20%	4 5%	26 19%	15 10%	12 11%	2 8%	13 21%	5 8%	11 13%	24 17%	4 9%	1 8%	
Unsure	5 2%	3 3%	2 3%	0 0%	2 1%	1 1%	1 1%	2 1%	1 1%	4 5%	1 1%	4 3%	4 4%	1 4%	1 2%	1 2%	3 4%	0 0%	3 6%	0 0%	
Mean	6.6	6.5	6.9	5.7	6.6	6.6	6.8	6.6	6.8	6.4	6.8	6.3	6.4	6.4	7.1	6.2	6.5	7.1	5.8	4.7	
SD	2.3	2.3	2.3	2.8	2.4	2.3	2.2	2.4	2.3	2.3	2.3	2.4	2.4	2.1	2.2	2.2	2.5	2.1	2.5	2.8	

IRVINGTON CLUB POOL SURVEY 2017

Performance rating: A place for adults to socialize

	###	Membership Type			Child Swim Any	Child Swim Team	Swim Lessons	Child Swim Weekly	Children in home		Adult with C use	Adult w/o C use	Lap Swim	No use	Years			Pool Area Satisfaction			
		TOTAL	Full	Swim	Other	Yes	Yes	Yes	Yes	Yes	No	Yes	Yes	Yes	No use	5 or less	6-15	16+	Satisfi- ed	Neutral	Not
Total	190	101	68	12	162	73	120	158	114	67	129	138	98	22	58	52	80	131	43	12	
2	4 2%	3 3%	0 0%	1 8%	3 2%	1 1%	0 0%	3 2%	1 1%	3 4%	1 1%	3 2%	2 2%	1 5%	1 2%	2 4%	1 1%	2 2%	1 2%	0 0%	
3	10 5%	8 8%	2 3%	0 0%	9 6%	3 4%	5 4%	9 6%	5 4%	5 7%	6 5%	10 7%	8 8%	0 0%	2 3%	3 6%	5 6%	4 3%	1 2%	5 42%	
4	16 8%	9 9%	5 7%	1 8%	13 8%	9 12%	10 8%	13 8%	10 9%	5 7%	11 9%	13 9%	10 10%	3 14%	6 10%	6 12%	4 5%	6 5%	6 14%	3 25%	
5	13 7%	7 7%	6 9%	0 0%	11 7%	5 7%	9 8%	11 7%	8 7%	5 7%	11 9%	10 7%	7 7%	1 5%	4 7%	4 8%	5 6%	11 8%	2 5%	0 0%	
6	29 15%	12 12%	12 18%	4 33%	26 16%	12 16%	20 17%	26 16%	22 19%	6 9%	23 18%	23 17%	15 15%	2 9%	11 19%	6 12%	12 15%	19 15%	8 19%	2 17%	
7	36 19%	19 19%	15 22%	1 8%	31 19%	10 14%	25 21%	31 20%	24 21%	11 16%	24 19%	25 18%	18 18%	5 23%	11 19%	15 29%	10 13%	25 19%	11 26%	0 0%	
8	30 16%	16 16%	11 16%	1 8%	27 17%	14 19%	21 18%	26 16%	15 13%	13 19%	20 16%	21 15%	17 17%	3 14%	7 12%	6 12%	17 21%	24 18%	5 12%	1 8%	
9	21 11%	11 11%	6 9%	2 17%	18 11%	8 11%	13 11%	16 10%	13 11%	6 9%	13 10%	13 9%	8 8%	3 14%	5 9%	5 10%	11 14%	17 13%	3 7%	1 8%	
10, Excellent	22 12%	10 10%	10 15%	1 8%	20 12%	10 14%	14 12%	20 13%	16 14%	5 7%	17 13%	14 10%	8 8%	1 5%	11 19%	3 6%	8 10%	19 15%	3 7%	0 0%	
Unsure	9 5%	6 6%	1 1%	1 8%	4 2%	1 1%	3 3%	3 2%	0 0%	8 12%	3 2%	6 4%	5 5%	3 14%	0 0%	2 4%	7 9%	4 3%	3 7%	0 0%	
Mean	6.9	6.7	7.1	6.6	6.9	6.9	7.0	6.9	7.0	6.6	6.9	6.6	6.5	6.7	7.0	6.4	7.1	7.2	6.5	4.7	
SD	2.1	2.2	1.9	2.3	2.1	2.1	1.9	2.1	2.0	2.3	2.0	2.1	2.1	2.1	2.2	2.1	2.1	2.0	1.9	2.1	

IRVINGTON CLUB POOL SURVEY 2017

Performance rating: A place for families to cook their own meals on provided barbecue grills

	###	Membership Type			Child Swim Any	Child Swim Team	Swim Lessons	Child Swim Weekly	Children in home		Adult with C use	Adult w/o C use	Lap Swim	No use	Years			Pool Area Satisfaction			
		TOTAL	Full	Swim	Other	Yes	Yes	Yes	Yes	Yes	No	Yes	Yes	Yes	No use	5 or less	6-15	16+	Satisfi- ed	Neutral	Not
Total	189	101	69	11	165	76	124	162	112	68	129	140	99	20	59	54	76	133	42	11	
0, Poor	1 1%	1 1%	0 0%	0 0%	1 1%	0 0%	0 0%	1 1%	0 0%	1 1%	0 0%	1 1%	1 1%	0 0%	0 0%	1 2%	0 0%	0 0%	1 1%	0 0%	0 0%
1	1 1%	0 0%	1 1%	0 0%	1 1%	0 0%	0 0%	1 1%	1 1%	0 0%	1 1%	0 0%	0 0%	0 0%	1 2%	0 0%	0 0%	1 1%	0 0%	0 0%	
2	2 1%	2 2%	0 0%	0 0%	2 1%	2 3%	2 2%	2 1%	2 2%	0 0%	2 2%	2 1%	2 2%	0 0%	0 0%	0 0%	2 3%	2 2%	0 0%	0 0%	
3	8 4%	3 3%	3 4%	2 18%	8 5%	2 3%	4 3%	8 5%	5 4%	2 3%	5 4%	8 6%	4 4%	0 0%	3 5%	3 6%	2 3%	6 5%	1 2%	1 9%	
4	18 10%	10 10%	5 7%	3 27%	17 10%	9 12%	14 11%	16 10%	10 9%	8 12%	14 11%	15 11%	12 12%	2 10%	6 10%	4 7%	8 11%	7 5%	7 17%	4 36%	
5	10 5%	7 7%	3 4%	0 0%	9 5%	3 4%	8 6%	9 6%	6 5%	4 6%	7 5%	6 4%	6 6%	2 10%	2 3%	5 9%	3 4%	8 6%	1 2%	1 9%	
6	29 15%	12 12%	13 19%	2 18%	25 15%	12 16%	19 15%	25 15%	18 16%	9 13%	23 18%	23 16%	16 16%	2 10%	9 15%	8 15%	12 16%	23 17%	5 12%	1 9%	
7	27 14%	19 19%	8 12%	0 0%	24 15%	15 20%	22 18%	24 15%	19 17%	8 12%	18 14%	23 16%	15 15%	0 0%	9 15%	8 15%	10 13%	19 14%	7 17%	1 9%	
8	41 22%	23 23%	15 22%	0 0%	35 21%	16 21%	24 19%	34 21%	23 21%	15 22%	27 21%	25 18%	16 16%	7 35%	13 22%	11 20%	17 22%	30 23%	9 21%	1 9%	
9	15 8%	6 6%	8 12%	1 9%	15 9%	4 5%	10 8%	14 9%	12 11%	3 4%	12 9%	12 9%	10 10%	0 0%	6 10%	6 11%	3 4%	11 8%	2 5%	2 18%	
10, Excellent	20 11%	7 7%	10 14%	1 9%	17 10%	9 12%	13 10%	17 10%	14 13%	4 6%	15 12%	13 9%	7 7%	3 15%	9 15%	4 7%	7 9%	16 12%	4 10%	0 0%	
Unsure	17 9%	11 11%	3 4%	2 18%	11 7%	4 5%	8 6%	11 7%	2 2%	14 21%	5 4%	12 9%	10 10%	4 20%	1 2%	4 7%	12 16%	9 7%	6 14%	0 0%	
Mean	6.8	6.7	7.1	5.4	6.8	6.8	6.8	6.8	6.9	6.6	6.8	6.7	6.6	7.3	7.1	6.7	6.8	6.9	6.8	5.7	
SD	2.1	2.1	2.1	2.6	2.2	2.0	2.0	2.2	2.1	2.1	2.1	2.1	2.2	2.0	2.2	2.2	2.1	2.1	2.0	2.2	

IRVINGTON CLUB POOL SURVEY 2017

Performance rating: Snack stand with food, drinks, & similar concessions available for enjoying poolside

	###	Membership Type			Child Swim Any	Child Swim Team	Swim Lessons	Child Swim Weekly	Children in home		Adult with C use	Adult w/o C use	Lap Swim	No use	Years			Pool Area Satisfaction			
		TOTAL	Full	Swim	Other	Yes	Yes	Yes	Yes	Yes	No	Yes	Yes	Yes	No use	5 or less	6-15	16+	Satisfi- ed	Neutral	Not
						Yes	Yes	Yes	Yes	Yes	No	Yes	Yes	Yes	No use	5 or less	6-15	16+	Satisfi- ed	Neutral	Not
Total	190	97	72	12	163	73	121	160	115	66	127	139	97	21	61	53	76	134	42	11	
0, Poor	4 2%	1 1%	2 3%	1 8%	4 2%	1 1%	2 2%	4 3%	3 3%	1 2%	3 2%	3 2%	3 3%	0 0%	3 5%	1 2%	0 0%	2 1%	1 2%	1 9%	
1	3 2%	2 2%	1 1%	0 0%	3 2%	2 3%	2 2%	3 2%	2 2%	1 2%	2 2%	3 2%	2 2%	0 0%	1 2%	1 2%	1 1%	2 1%	0 0%	1 9%	
2	11 6%	7 7%	2 3%	2 17%	11 7%	6 8%	9 7%	11 7%	8 7%	3 5%	9 7%	11 8%	9 9%	0 0%	3 5%	0 0%	8 11%	5 4%	5 12%	1 9%	
3	7 4%	5 5%	1 1%	0 0%	6 4%	2 3%	5 4%	6 4%	4 3%	2 3%	3 2%	6 4%	5 5%	1 5%	1 2%	1 2%	5 7%	2 1%	3 7%	2 18%	
4	27 14%	13 13%	11 15%	3 25%	25 15%	13 18%	17 14%	25 16%	22 19%	5 8%	23 18%	23 17%	17 18%	2 10%	11 18%	10 19%	6 8%	17 13%	7 17%	3 27%	
5	5 3%	2 2%	2 3%	1 8%	5 3%	2 3%	3 2%	5 3%	3 3%	2 3%	5 4%	4 3%	2 2%	0 0%	2 3%	1 2%	2 3%	2 1%	3 7%	0 0%	
6	28 15%	15 15%	8 11%	2 17%	21 13%	10 14%	16 13%	21 13%	16 14%	9 14%	17 13%	20 14%	9 9%	5 24%	7 11%	8 15%	13 17%	21 16%	6 14%	1 9%	
7	32 17%	16 16%	15 21%	0 0%	30 18%	15 21%	27 22%	30 19%	23 20%	8 12%	23 18%	22 16%	17 18%	2 10%	9 15%	12 23%	11 14%	31 23%	1 2%	0 0%	
8	25 13%	12 12%	11 15%	0 0%	20 12%	9 12%	14 12%	19 12%	12 10%	11 17%	15 12%	16 12%	12 12%	5 24%	8 13%	6 11%	11 14%	21 16%	4 10%	0 0%	
9	17 9%	7 7%	8 11%	1 8%	15 9%	4 5%	10 8%	14 9%	10 9%	6 9%	12 9%	10 7%	7 7%	1 5%	7 11%	6 11%	4 5%	13 10%	3 7%	1 9%	
10, Excellent	19 10%	7 7%	9 13%	2 17%	16 10%	7 10%	11 9%	16 10%	12 10%	6 9%	13 10%	12 9%	7 7%	2 10%	8 13%	4 8%	7 9%	13 10%	4 10%	1 9%	
Unsure	12 6%	10 10%	2 3%	0 0%	7 4%	2 3%	5 4%	6 4%	0 0%	12 18%	2 2%	9 6%	7 7%	3 14%	1 2%	3 6%	8 11%	5 4%	5 12%	0 0%	
Mean	6.3	6.0	6.6	5.2	6.1	6.0	6.2	6.1	6.1	6.6	6.1	5.9	5.7	6.9	6.3	6.5	6.1	6.6	5.5	4.2	
SD	2.5	2.5	2.5	3.2	2.6	2.5	2.5	2.6	2.6	2.5	2.6	2.6	2.7	2.0	2.8	2.3	2.5	2.3	2.8	3.1	

IRVINGTON CLUB POOL SURVEY 2017

Performance rating: Access to a hot tub

	###	Membership Type			Child Swim Any	Child Swim Team	Swim Lessons	Child Swim Weekly	Children in home		Adult with C use	Adult w/o C use	Lap Swim	No use	Years			Pool Area Satisfaction			
		TOTAL	Full	Swim	Other	Yes	Yes	Yes	Yes	Yes	No	Yes	Yes	Yes	No use	5 or less	6-15	16+	Satisfi- ed	Neutral	Not
Total	183	99	65	11	158	72	121	155	108	67	121	133	94	21	52	56	75	125	44	12	
0, Poor	12 7%	9 9%	3 5%	0 0%	10 6%	5 7%	6 5%	10 6%	8 7%	4 6%	7 6%	10 8%	6 6%	1 5%	5 10%	4 7%	3 4%	5 4%	2 5%	4 33%	
1	4 2%	3 3%	1 2%	0 0%	4 3%	3 4%	4 3%	4 3%	3 3%	1 1%	4 3%	4 3%	0 0%	0 0%	1 2%	2 4%	1 1%	0 0%	4 9%	0 0%	
2	10 5%	4 4%	4 6%	2 18%	9 6%	2 3%	5 4%	9 6%	8 7%	2 3%	8 7%	9 7%	3 3%	0 0%	2 4%	4 7%	4 5%	5 4%	4 9%	1 8%	
3	14 8%	6 6%	6 9%	1 9%	11 7%	8 11%	9 7%	11 7%	10 9%	3 4%	10 8%	11 8%	10 11%	2 10%	7 13%	2 4%	5 7%	8 6%	3 7%	3 25%	
4	19 10%	11 11%	4 6%	2 18%	16 10%	6 8%	14 12%	16 10%	13 12%	4 6%	13 11%	13 10%	8 9%	4 19%	3 6%	10 18%	6 8%	9 7%	9 20%	1 8%	
5	7 4%	5 5%	1 2%	1 9%	6 4%	3 4%	5 4%	6 4%	3 3%	4 6%	4 3%	5 4%	5 5%	1 5%	1 2%	3 5%	3 4%	3 2%	3 7%	1 8%	
6	21 11%	10 10%	11 17%	0 0%	19 12%	9 13%	12 10%	19 12%	14 13%	7 10%	16 13%	17 13%	13 14%	1 5%	7 13%	7 13%	7 9%	19 15%	2 5%	0 0%	
7	22 12%	13 13%	8 12%	1 9%	19 12%	15 21%	17 14%	19 12%	13 12%	9 13%	14 12%	17 13%	14 15%	2 10%	6 12%	6 11%	10 13%	18 14%	2 5%	1 8%	
8	26 14%	11 11%	11 17%	1 9%	22 14%	9 13%	16 13%	21 14%	15 14%	8 12%	18 15%	13 10%	12 13%	5 24%	6 12%	7 13%	13 17%	21 17%	4 9%	1 8%	
9	9 5%	4 4%	4 6%	0 0%	8 5%	3 4%	7 6%	8 5%	3 3%	5 7%	4 3%	7 5%	6 6%	1 5%	3 6%	2 4%	4 5%	8 6%	1 2%	0 0%	
10, Excellent	26 14%	14 14%	11 17%	1 9%	25 16%	8 11%	20 17%	24 15%	15 14%	11 16%	20 17%	20 15%	13 14%	0 0%	10 19%	7 13%	9 12%	21 17%	5 11%	0 0%	
Unsure	13 7%	9 9%	1 2%	2 18%	9 6%	1 1%	6 5%	8 5%	3 3%	9 13%	3 2%	7 5%	4 4%	4 19%	1 2%	2 4%	10 13%	8 6%	5 11%	0 0%	
Mean	5.9	5.7	6.3	5.0	6.0	5.7	6.1	6.0	5.6	6.4	5.9	5.7	6.1	5.6	5.9	5.5	6.2	6.6	4.8	2.9	
SD	3.0	3.1	2.9	2.8	3.0	2.9	3.0	3.0	3.0	3.0	3.0	3.1	2.8	2.5	3.3	3.0	2.8	2.7	3.1	2.7	

IRVINGTON CLUB POOL SURVEY 2017

Are there changes or upgrades to the pool facilities that you would like to see made in the next few years?

	###	Membership Type			Child Swim Any	Child Swim Team	Swim Lessons	Child Swim Weekly	Children in home		Adult with C use	Adult w/o C use	Lap Swim	No use	Years			Pool Area Satisfaction			
		TOTAL	Full	Swim	Other	Yes	Yes	Yes	Yes	Yes	No	Yes	Yes	Yes	No use	5 or less	6-15	16+	Satisfi- ed	Neutral	Not
Total	246	132	90	13	210	95	150	204	143	91	164	178	128	29	75	70	101	170	55	17	
Yes	181 74%	87 66%	73 81%	13 100%	162 77%	79 83%	115 77%	160 78%	121 85%	51 56%	137 84%	140 79%	100 78%	12 41%	63 84%	52 74%	66 65%	117 69%	46 84%	17 100%	
No	19 8%	15 11%	2 2%	0 0%	13 6%	4 4%	11 7%	11 5%	1 1%	16 18%	4 2%	13 7%	9 7%	6 21%	0 0%	3 4%	16 16%	15 9%	3 5%	0 0%	
Not Sure	46 19%	30 23%	15 17%	0 0%	35 17%	12 13%	24 16%	33 16%	21 15%	24 26%	23 14%	25 14%	19 15%	11 38%	12 16%	15 21%	19 19%	38 22%	6 11%	0 0%	

IRVINGTON CLUB POOL SURVEY 2017

Rating of Committee Suggestion: Upgrade snack concession/food services to offer expanded menu

	###	Membership Type			Child Swim Any	Child Swim Team	Swim Lessons	Child Swim Weekly	Children in home		Adult with C use	Adult w/o C use	Lap Swim	No use	Years			Pool Area Satisfaction			
		TOTAL	Full	Swim	Other	Yes	Yes	Yes	Yes	Yes	No	Yes	Yes	Yes	No use	5 or less	6-15	16+	Satisfi- ed	Neutral	Not
Total	240	132	88	12	207	95	149	201	139	92	161	177	126	26	73	68	99	167	52	17	
Very Important	83 35%	36 27%	38 43%	5 42%	75 36%	40 42%	58 39%	73 36%	69 50%	10 11%	69 43%	57 32%	40 32%	6 23%	40 55%	20 29%	23 23%	55 33%	20 38%	7 41%	
Somewhat Important	93 39%	49 37%	36 41%	6 50%	79 38%	31 33%	51 34%	78 39%	54 39%	36 39%	64 40%	68 38%	43 34%	12 46%	30 41%	28 41%	35 35%	65 39%	19 37%	7 41%	
Not Important	64 27%	47 36%	14 16%	1 8%	53 26%	24 25%	40 27%	50 25%	16 12%	46 50%	28 17%	52 29%	43 34%	8 31%	3 4%	20 29%	41 41%	47 28%	13 25%	3 18%	

IRVINGTON CLUB POOL SURVEY 2017

Rating of Committee Suggestion: Upgrade food services to offer beer and wine sales without needing to go into the main lobby

	###	Membership Type			Child Swim Any	Child Swim Team	Swim Lessons	Child Swim Weekly	Children in home		Adult with C use	Adult w/o C use	Lap Swim	No use	Years			Pool Area Satisfaction			
		TOTAL	Full	Swim	Other	Yes	Yes	Yes	Yes	Yes	No	Yes	Yes	Yes	No use	5 or less	6-15	16+	Satisfi- ed	Neutral	Not
Total	243	133	89	13	211	96	151	205	142	92	163	178	128	26	75	70	98	169	53	17	
Very Important	93 38%	48 36%	38 43%	5 38%	84 40%	40 42%	61 40%	83 40%	71 50%	20 22%	74 45%	68 38%	47 37%	5 19%	42 56%	27 39%	24 24%	60 36%	23 43%	8 47%	
Somewhat Important	78 32%	42 32%	27 30%	5 38%	62 29%	24 25%	42 28%	59 29%	40 28%	33 36%	49 30%	56 31%	39 30%	13 50%	25 33%	21 30%	32 33%	56 33%	17 32%	3 18%	
Not Important	72 30%	43 32%	24 27%	3 23%	65 31%	32 33%	48 32%	63 31%	31 22%	39 42%	40 25%	54 30%	42 33%	8 31%	8 11%	22 31%	42 43%	53 31%	13 25%	6 35%	

IRVINGTON CLUB POOL SURVEY 2017

Rating of Committee Suggestion: Lengthen pool from current 24 meters to 25 to make it regulation competitive length for swim team and lap swim (while retaining a full sized outdoor doubles court)

	###	Membership Type			Child Swim Any	Child Swim Team	Swim Lessons	Child Swim Weekly	Children in home		Adult with C use	Adult w/o C use	Lap Swim	No use	Years			Pool Area Satisfaction		
		TOTAL	Full	Swim	Other	Yes	Yes	Yes	Yes	Yes	No	Yes	Yes	Yes	No use	5 or less	6-15	16+	Satisfi- ed	Neutral
Total	241	132	89	12	210	95	150	204	142	90	163	179	128	24	73	69	99	170	53	16
Very Important	55 23%	26 20%	26 29%	1 8%	49 23%	32 34%	34 23%	49 24%	33 23%	20 22%	38 23%	47 26%	39 30%	3 13%	13 18%	18 26%	24 24%	37 22%	13 25%	5 31%
Somewhat Important	76 32%	41 31%	28 31%	3 25%	62 30%	28 29%	51 34%	61 30%	45 32%	27 30%	49 30%	57 32%	42 33%	9 38%	26 36%	19 28%	31 31%	55 32%	17 32%	4 25%
Not Important	110 46%	65 49%	35 39%	8 67%	99 47%	35 37%	65 43%	94 46%	64 45%	43 48%	76 47%	75 42%	47 37%	12 50%	34 47%	32 46%	44 44%	78 46%	23 43%	7 44%

IRVINGTON CLUB POOL SURVEY 2017

Rating of Committee Suggestion: Retain the current baby/wading pool by making mandatory improvements to bring it up to current code

	###	Membership Type			Child Swim Any	Child Swim Team	Swim Lessons	Child Swim Weekly	Children in home		Adult with C use	Adult w/o C use	Lap Swim	No use	Years			Pool Area Satisfaction			
		TOTAL	Full	Swim	Other	Yes	Yes	Yes	Yes	Yes	No	Yes	Yes	Yes	No use	5 or less	6-15	16+	Satisfi- ed	Neutral	Not
Total	240	132	89	11	207	94	147	201	140	91	161	176	125	26	74	68	98	168	52	16	
Very Important	51 21%	31 23%	17 19%	1 9%	43 21%	18 19%	30 20%	40 20%	29 21%	20 22%	35 22%	38 22%	31 25%	4 15%	9 12%	14 21%	28 29%	41 24%	6 12%	3 19%	
Somewhat Important	85 35%	48 36%	30 34%	4 36%	71 34%	27 29%	48 33%	68 34%	40 29%	42 46%	47 29%	60 34%	48 38%	14 54%	22 30%	24 35%	39 40%	59 35%	19 37%	6 38%	
Not Important	104 43%	53 40%	42 47%	6 55%	93 45%	49 52%	69 47%	93 46%	71 51%	29 32%	79 49%	78 44%	46 37%	8 31%	43 58%	30 44%	31 32%	68 40%	27 52%	7 44%	

IRVINGTON CLUB POOL SURVEY 2017

Rating of Committee Suggestion: Make pool deck improvements a more user friendly, aesthetically-pleasing surface than the current concrete deck

	###	Membership Type			Child Swim Any	Child Swim Team	Swim Lessons	Child Swim Weekly	Children in home		Adult with C use	Adult w/o C use	Lap Swim	No use	Years			Pool Area Satisfaction		
		TOTAL	Full	Swim	Other	Yes	Yes	Yes	Yes	Yes	No	Yes	Yes	Yes	No use	5 or less	6-15	16+	Satisfi- ed	Neutral
Total	241	131	90	12	209	95	149	203	143	89	163	178	128	25	75	68	98	169	53	16
Very Important	92 38%	48 37%	36 40%	6 50%	83 40%	46 48%	62 42%	82 40%	68 48%	21 24%	71 44%	71 40%	51 40%	5 20%	32 43%	33 49%	27 28%	55 33%	26 49%	10 63%
Somewhat Important	92 38%	45 34%	39 43%	4 33%	80 38%	33 35%	57 38%	77 38%	55 38%	33 37%	58 36%	64 36%	44 34%	10 40%	31 41%	17 25%	44 45%	70 41%	16 30%	5 31%
Not Important	57 24%	38 29%	15 17%	2 17%	46 22%	16 17%	30 20%	44 22%	20 14%	35 39%	34 21%	43 24%	33 26%	10 40%	12 16%	18 26%	27 28%	44 26%	11 21%	1 6%

IRVINGTON CLUB POOL SURVEY 2017

Rating of Committee Suggestion: Improve the entry from 22nd Avenue to the pool so that it is more in keeping with the character of the rest of the club

	###	Membership Type			Child Swim Any	Child Swim Team	Swim Lessons	Child Swim Weekly	Children in home		Adult with C use	Adult w/o C use	Lap Swim	No use	Years			Pool Area Satisfaction		
		TOTAL	Full	Swim	Other	Yes	Yes	Yes	Yes	Yes	No	Yes	Yes	Yes	No use	5 or less	6-15	16+	Satisfi- ed	Neutral
Total	242	133	89	12	210	95	150	204	142	91	163	178	128	26	74	70	98	170	52	16
Very Important	38 16%	22 17%	11 12%	4 33%	34 16%	19 20%	26 17%	33 16%	28 20%	9 10%	27 17%	29 16%	20 16%	3 12%	15 20%	10 14%	13 13%	22 13%	13 25%	3 19%
Somewhat Important	71 29%	43 32%	20 22%	3 25%	54 26%	29 31%	39 26%	53 26%	36 25%	30 33%	43 26%	48 27%	32 25%	11 42%	16 22%	19 27%	36 37%	47 28%	17 33%	5 31%
Not Important	133 55%	68 51%	58 65%	5 42%	122 58%	47 49%	85 57%	118 58%	78 55%	52 57%	93 57%	101 57%	76 59%	12 46%	43 58%	41 59%	49 50%	101 59%	22 42%	8 50%

IRVINGTON CLUB POOL SURVEY 2017

Rating of Committee Suggestion: Add more options for sun shading, such as trellises, awnings, or umbrellas

	###	Membership Type			Child Swim Any	Child Swim Team	Swim Lessons	Child Swim Weekly	Children in home		Adult with C use	Adult w/o C use	Lap Swim	No use	Years			Pool Area Satisfaction			
		TOTAL	Full	Swim	Other	Yes	Yes	Yes	Yes	Yes	No	Yes	Yes	Yes	No use	5 or less	6-15	16+	Satisfi- ed	Neutral	Not
Total	242	134	88	12	209	95	150	203	142	91	162	178	127	26	74	70	98	169	53	16	
Very Important	136 56%	69 51%	52 59%	10 83%	122 58%	56 59%	90 60%	118 58%	90 63%	41 45%	103 64%	96 54%	70 55%	12 46%	49 66%	37 53%	50 51%	92 54%	32 60%	9 56%	
Somewhat Important	84 35%	53 40%	28 32%	0 0%	68 33%	32 34%	50 33%	66 33%	43 30%	37 41%	48 30%	63 35%	41 32%	13 50%	19 26%	25 36%	40 41%	63 37%	15 28%	5 31%	
Not Important	22 9%	12 9%	8 9%	2 17%	19 9%	7 7%	10 7%	19 9%	9 6%	13 14%	11 7%	19 11%	16 13%	1 4%	6 8%	8 11%	8 8%	14 8%	6 11%	2 13%	

IRVINGTON CLUB POOL SURVEY 2017

Rating of Committee Suggestion: Provide outdoor hot tub access by allowing access to the current hot tub directly from the outside

	###	Membership Type			Child Swim Any	Child Swim Team	Swim Lessons	Child Swim Weekly	Children in home		Adult with C use	Adult w/o C use	Lap Swim	No use	Years			Pool Area Satisfaction			
		TOTAL	Full	Swim	Other	Yes	Yes	Yes	Yes	Yes	No	Yes	Yes	Yes	No use	5 or less	6-15	16+	Satisfi- ed	Neutral	Not
Total	242	134	88	12	209	95	150	203	142	91	162	178	127	26	74	70	98	169	53	16	
Very Important	68 28%	36 27%	26 30%	6 50%	65 31%	35 37%	45 30%	65 32%	58 41%	10 11%	58 36%	57 32%	41 32%	1 4%	25 34%	24 34%	19 19%	39 23%	20 38%	8 50%	
Somewhat Important	73 30%	38 28%	28 32%	3 25%	60 29%	28 29%	45 30%	56 28%	47 33%	22 24%	46 28%	47 26%	33 26%	11 42%	26 35%	20 29%	27 28%	56 33%	13 25%	3 19%	
Not Important	101 42%	60 45%	34 39%	3 25%	84 40%	32 34%	60 40%	82 40%	37 26%	59 65%	58 36%	74 42%	53 42%	14 54%	23 31%	26 37%	52 53%	74 44%	20 38%	5 31%	

IRVINGTON CLUB POOL SURVEY 2017

Rating of Committee Suggestion: Install a fully outdoor hot tub

	###	Membership Type			Child Swim Any	Child Swim Team	Swim Lessons	Child Swim Weekly	Children in home		Adult with C use	Adult w/o C use	Lap Swim	No use	Years			Pool Area Satisfaction			
		TOTAL	Full	Swim	Other	Yes	Yes	Yes	Yes	Yes	No	Yes	Yes	Yes	No use	5 or less	6-15	16+	Satisfi- ed	Neutral	Not
Total	241	134	88	11	208	94	149	202	141	91	161	178	127	26	73	70	98	169	52	16	
Very Important	68 28%	29 22%	34 39%	4 36%	64 31%	32 34%	48 32%	64 32%	56 40%	10 11%	56 35%	52 29%	35 28%	4 15%	34 47%	19 27%	15 15%	46 27%	15 29%	5 31%	
Somewhat Important	67 28%	40 30%	20 23%	3 27%	55 26%	31 33%	43 29%	52 26%	40 28%	23 25%	42 26%	46 26%	35 28%	6 23%	18 25%	22 31%	27 28%	45 27%	15 29%	7 44%	
Not Important	106 44%	65 49%	34 39%	4 36%	89 43%	31 33%	58 39%	86 43%	45 32%	58 64%	63 39%	80 45%	57 45%	16 62%	21 29%	29 41%	56 57%	78 46%	22 42%	4 25%	

IRVINGTON CLUB POOL SURVEY 2017

Rating of Committee Suggestion: Upgrade/modernize the locker rooms

	###	Membership Type			Child Swim Any	Child Swim Team	Swim Lessons	Child Swim Weekly	Children in home		Adult with C use	Adult w/o C use	Lap Swim	No use	Years			Pool Area Satisfaction			
		TOTAL	Full	Swim	Other	Yes	Yes	Yes	Yes	Yes	No	Yes	Yes	Yes	No use	5 or less	6-15	16+	Satisfi- ed	Neutral	Not
Total	240	134	86	12	207	93	147	201	140	91	160	177	126	26	72	70	98	167	53	16	
Very Important	62 26%	43 32%	12 14%	6 50%	54 26%	26 28%	40 27%	54 27%	40 29%	21 23%	41 26%	52 29%	34 27%	3 12%	13 18%	21 30%	28 29%	29 17%	22 42%	10 63%	
Somewhat Important	101 42%	50 37%	41 48%	5 42%	85 41%	36 39%	59 40%	83 41%	55 39%	40 44%	69 43%	73 41%	47 37%	11 42%	34 47%	30 43%	37 38%	76 46%	19 36%	5 31%	
Not Important	77 32%	41 31%	33 38%	1 8%	68 33%	31 33%	48 33%	64 32%	45 32%	30 33%	50 31%	52 29%	45 36%	12 46%	25 35%	19 27%	33 34%	62 37%	12 23%	1 6%	

IRVINGTON CLUB POOL SURVEY 2017

Rating of Committee Suggestion: Enhance the landscaping and improve fencing to elevate the visual appeal of the area

	###	Membership Type			Child Swim Any	Child Swim Team	Swim Lessons	Child Swim Weekly	Children in home		Adult with C use	Adult w/o C use	Lap Swim	No use	Years			Pool Area Satisfaction			
		TOTAL	Full	Swim	Other	Yes	Yes	Yes	Yes	Yes	No	Yes	Yes	Yes	No use	5 or less	6-15	16+	Satisfi- ed	Neutral	Not
Total	240	133	88	11	208	94	148	202	141	90	161	177	126	25	73	69	98	169	53	15	
Very Important	65 27%	33 25%	26 30%	5 45%	60 29%	30 32%	41 28%	59 29%	45 32%	19 21%	48 30%	50 28%	36 29%	5 20%	24 33%	22 32%	19 19%	35 21%	23 43%	6 40%	
Somewhat Important	95 40%	59 44%	27 31%	4 36%	78 38%	43 46%	59 40%	76 38%	52 37%	38 42%	58 36%	67 38%	43 34%	12 48%	23 32%	26 38%	46 47%	69 41%	21 40%	5 33%	
Not Important	80 33%	41 31%	35 40%	2 18%	70 34%	21 22%	48 32%	67 33%	44 31%	33 37%	55 34%	60 34%	47 37%	8 32%	26 36%	21 30%	33 34%	65 38%	9 17%	4 27%	

IRVINGTON CLUB POOL SURVEY 2017

Rating of Committee Suggestion: Add space at the north end for more deck area while retaining a full regulation-size outdoor doubles court

	###	Membership Type			Child Swim Any	Child Swim Team	Swim Lessons	Child Swim Weekly	Children in home		Adult with C use	Adult w/o C use	Lap Swim	No use	Years			Pool Area Satisfaction			
		TOTAL	Full	Swim	Other	Yes	Yes	Yes	Yes	Yes	No	Yes	Yes	Yes	No use	5 or less	6-15	16+	Satisfi- ed	Neutral	Not
Total	239	133	86	12	206	93	147	200	141	90	160	177	127	25	73	69	97	166	53	16	
Very Important	83 35%	38 29%	37 43%	5 42%	76 37%	40 43%	60 41%	74 37%	60 43%	20 22%	62 39%	62 35%	49 39%	6 24%	26 36%	27 39%	30 31%	52 31%	25 47%	6 38%	
Somewhat Important	99 41%	55 41%	37 43%	3 25%	84 41%	38 41%	58 39%	81 41%	57 40%	38 42%	67 42%	74 42%	49 39%	11 44%	34 47%	28 41%	37 38%	71 43%	19 36%	7 44%	
Not Important	57 24%	40 30%	12 14%	4 33%	46 22%	15 16%	29 20%	45 23%	24 17%	32 36%	31 19%	41 23%	29 23%	8 32%	13 18%	14 20%	30 31%	43 26%	9 17%	3 19%	

IRVINGTON CLUB POOL SURVEY 2017

Since joining club, child in household has: Taken swim lessons at the pool

	###	Membership Type			Child Swim Any	Child Swim Team	Swim Lessons	Child Swim Weekly	Children in home		Adult with C use	Adult w/o C use	Lap Swim	No use	Years			Pool Area Satisfaction			
		TOTAL	Full	Swim	Other	Yes	Yes	Yes	Yes	Yes	No	Yes	Yes	Yes	No use	5 or less	6-15	16+	Satisfi- ed	Neutral	Not
Total	248	134	90	13	212	96	152	206	143	93	165	180	129	29	75	70	103	172	55	17	
Yes	152 61%	85 63%	59 66%	8 62%	152 72%	85 89%	152 100%	147 71%	100 70%	51 55%	114 69%	115 64%	86 67%	6 21%	44 59%	42 60%	66 64%	108 63%	32 58%	12 71%	
No	83 33%	47 35%	30 33%	5 38%	57 27%	11 11%	0 0%	56 27%	42 29%	40 43%	50 30%	62 34%	40 31%	13 45%	30 40%	27 39%	26 25%	55 32%	19 35%	5 29%	
Blank	13 5%	2 1%	1 1%	0 0%	3 1%	0 0%	0 0%	3 1%	1 1%	2 2%	1 1%	3 2%	3 2%	10 34%	1 1%	1 1%	11 11%	9 5%	4 7%	0 0%	

IRVINGTON CLUB POOL SURVEY 2017

Since joining club, child in household has: Participated in summer swim team at the pool

	###	Membership Type			Child Swim Any	Child Swim Team	Swim Lessons	Child Swim Weekly	Children in home		Adult with C use	Adult w/o C use	Lap Swim	No use	Years			Pool Area Satisfaction			
		TOTAL	Full	Swim	Other	Yes	Yes	Yes	Yes	Yes	No	Yes	Yes	Yes	No use	5 or less	6-15	16+	Satisfi- ed	Neutral	Not
Total	248	134	90	13	212	96	152	206	143	93	165	180	129	29	75	70	103	172	55	17	
Yes	96 39%	52 39%	41 46%	3 23%	96 45%	96 100%	85 56%	95 46%	69 48%	27 29%	74 45%	82 46%	63 49%	3 10%	28 37%	31 44%	37 36%	68 40%	21 38%	7 41%	
No	138 56%	79 59%	48 53%	10 77%	112 53%	0 0%	65 43%	107 52%	73 51%	63 68%	89 54%	94 52%	62 48%	16 55%	46 61%	38 54%	54 52%	95 55%	29 53%	10 59%	
Blank	14 6%	3 2%	1 1%	0 0%	4 2%	0 0%	2 1%	4 2%	1 1%	3 3%	2 1%	4 2%	4 3%	10 34%	1 1%	1 1%	12 12%	9 5%	5 9%	0 0%	

IRVINGTON CLUB POOL SURVEY 2017

Since joining club, child in household has: Spent at least one summer making regular (at least weekly) use of the club pool to swim for fun

	###	Membership Type			Child Swim Any	Child Swim Team	Swim Lessons	Child Swim Weekly	Children in home		Adult with C use	Adult w/o C use	Lap Swim	No use	Years			Pool Area Satisfaction			
		TOTAL	Full	Swim	Other	Yes	Yes	Yes	Yes	Yes	No	Yes	Yes	Yes	No use	5 or less	6-15	16+	Satisfi- ed	Neutral	Not
Total	248	134	90	13	212	96	152	206	143	93	165	180	129	29	75	70	103	172	55	17	
Yes	206 83%	109 81%	84 93%	13 100%	206 97%	95 99%	147 97%	206 100%	137 96%	68 73%	154 93%	162 90%	115 89%	8 28%	66 88%	61 87%	79 77%	147 85%	44 80%	15 88%	
No	32 13%	25 19%	6 7%	0 0%	6 3%	1 1%	5 3%	0 0%	6 4%	25 27%	11 7%	18 10%	14 11%	11 38%	9 12%	9 13%	14 14%	19 11%	7 13%	2 12%	
Blank	10 4%	0 0%	0 0%	0 0%	0 0%	0 0%	0 0%	0 0%	0 0%	0 0%	0 0%	0 0%	0 0%	10 34%	0 0%	0 0%	10 10%	6 3%	4 7%	0 0%	

IRVINGTON CLUB POOL SURVEY 2017

Does your membership include children who are currently under the age of 18?

	###	Membership Type			Child Swim Any	Child Swim Team	Swim Lessons	Child Swim Weekly	Children in home		Adult with C use	Adult w/o C use	Lap Swim	No use	Years			Pool Area Satisfaction			
		TOTAL	Full	Swim	Other	Yes	Yes	Yes	Yes	Yes	No	Yes	Yes	Yes	No use	5 or less	6-15	16+	Satisfi- ed	Neutral	Not
Total	248	134	90	13	212	96	152	206	143	93	165	180	129	29	75	70	103	172	55	17	
Yes	143 58%	54 40%	78 87%	11 85%	140 66%	69 72%	100 66%	137 67%	143 100%	0 0%	134 81%	102 57%	71 55%	3 10%	68 91%	47 67%	28 27%	104 60%	28 51%	11 65%	
No	93 38%	80 60%	11 12%	2 15%	71 33%	27 28%	51 34%	68 33%	0 0%	93 100%	30 18%	77 43%	58 45%	15 52%	6 8%	23 33%	64 62%	61 35%	22 40%	6 35%	
Blank	12 5%	0 0%	1 1%	0 0%	1 0%	0 0%	1 1%	1 0%	0 0%	0 0%	1 1%	1 1%	0 0%	11 38%	1 1%	0 0%	11 11%	7 4%	5 9%	0 0%	

IRVINGTON CLUB POOL SURVEY 2017

In the last few summers, how often have you, or any other adult member of your household, used the pool area *with children along*?

	###	Membership Type			Child Swim Any	Child Swim Team	Swim Lessons	Child Swim Weekly	Children in home		Adult with C use	Adult w/o C use	Lap Swim	No use	Years			Pool Area Satisfaction		
		TOTAL	Full	Swim	Other	Yes	Yes	Yes	Yes	Yes	No	Yes	Yes	Yes	No use	5 or less	6-15	16+	Satisfi- ed	Neutral
Total	248	134	90	13	212	96	152	206	143	93	165	180	129	29	75	70	103	172	55	17
Multiple times a week	89 36%	31 23%	53 59%	5 38%	87 41%	45 47%	66 43%	85 41%	81 57%	7 8%	89 54%	69 38%	50 39%	0 0%	44 59%	26 37%	19 18%	71 41%	14 25%	4 24%
About once a week	33 13%	15 11%	15 17%	3 23%	32 15%	10 10%	20 13%	32 16%	29 20%	4 4%	33 20%	24 13%	17 13%	0 0%	14 19%	12 17%	7 7%	23 13%	9 16%	1 6%
A few times a mounth	21 8%	7 5%	11 12%	3 23%	20 9%	11 11%	16 11%	19 9%	15 10%	6 6%	21 13%	17 9%	14 11%	0 0%	7 9%	6 9%	8 8%	15 9%	4 7%	2 12%
A few times a summer	22 9%	18 13%	2 2%	2 15%	19 9%	8 8%	12 8%	18 9%	9 6%	13 14%	22 13%	16 9%	7 5%	0 0%	2 3%	9 13%	11 11%	12 7%	7 13%	3 18%
Rarely or never	51 21%	45 34%	6 7%	0 0%	37 17%	15 16%	27 18%	35 17%	8 6%	43 46%	0 0%	33 18%	22 17%	18 62%	6 8%	14 20%	31 30%	30 17%	11 20%	7 41%
Blank	32 13%	18 13%	3 3%	0 0%	17 8%	7 7%	11 7%	17 8%	1 1%	20 22%	0 0%	21 12%	19 15%	11 38%	2 3%	3 4%	27 26%	21 12%	10 18%	0 0%

IRVINGTON CLUB POOL SURVEY 2017

In the last few summers, how often have you, or any other adult member of your household, used the pool area *without children along*?

	###	Membership Type			Child Swim Any	Child Swim Team	Swim Lessons	Child Swim Weekly	Children in home		Adult with C use	Adult w/o C use	Lap Swim	No use	Years			Pool Area Satisfaction		
		TOTAL	Full	Swim	Other	Yes	Yes	Yes	Yes	Yes	No	Yes	Yes	Yes	No use	5 or less	6-15	16+	Satisfi- ed	Neutral
Total	248	134	90	13	212	96	152	206	143	93	165	180	129	29	75	70	103	172	55	17
Multiple times a week	54 22%	35 26%	19 21%	0 0%	48 23%	30 31%	39 26%	48 23%	27 19%	27 29%	32 19%	54 30%	47 36%	0 0%	8 11%	17 24%	29 28%	38 22%	9 16%	7 41%
About once a week	28 11%	19 14%	7 8%	2 15%	28 13%	15 16%	15 10%	27 13%	20 14%	8 9%	22 13%	28 16%	20 16%	0 0%	9 12%	10 14%	9 9%	20 12%	7 13%	1 6%
A few times a mounth	36 15%	21 16%	13 14%	2 15%	33 16%	16 17%	21 14%	33 16%	17 12%	18 19%	29 18%	36 20%	22 17%	0 0%	12 16%	9 13%	15 15%	23 13%	12 22%	1 6%
A few times a summer	43 17%	26 19%	13 14%	4 31%	38 18%	15 16%	26 17%	38 18%	23 16%	20 22%	26 16%	43 24%	21 16%	0 0%	11 15%	15 21%	17 17%	27 16%	11 20%	4 24%
Rarely or never	72 29%	31 23%	36 40%	5 38%	61 29%	20 21%	48 32%	56 27%	53 37%	19 20%	52 32%	17 9%	17 13%	18 62%	33 44%	19 27%	20 19%	54 31%	11 20%	4 24%
Blank	15 6%	2 1%	2 2%	0 0%	4 2%	0 0%	3 2%	4 2%	3 2%	1 1%	4 2%	2 1%	2 2%	11 38%	2 3%	0 0%	13 13%	10 6%	5 9%	0 0%

IRVINGTON CLUB POOL SURVEY 2017

In the last few summers, how often have you, or any other member of your household, used the pool area *specifically for adult lap swim*?

	###	Membership Type			Child Swim Any	Child Swim Team	Swim Lessons	Child Swim Weekly	Children in home		Adult with C use	Adult w/o C use	Lap Swim	No use	Years			Pool Area Satisfaction		
		TOTAL	Full	Swim	Other	Yes	Yes	Yes	Yes	Yes	No	Yes	Yes	Yes	No use	5 or less	6-15	16+	Satisfi- ed	Neutral
Total	248	134	90	13	212	96	152	206	143	93	165	180	129	29	75	70	103	172	55	17
Multiple times a week	56 23%	32 24%	23 26%	1 8%	50 24%	33 34%	35 23%	50 24%	27 19%	29 31%	36 22%	56 31%	56 43%	0 0%	11 15%	18 26%	27 26%	43 25%	9 16%	4 24%
About once a week	15 6%	10 7%	5 6%	0 0%	15 7%	5 5%	10 7%	15 7%	8 6%	7 8%	10 6%	15 8%	15 12%	0 0%	3 4%	6 9%	6 6%	10 6%	4 7%	1 6%
A few times a mounth	16 6%	10 7%	5 6%	1 8%	14 7%	8 8%	12 8%	14 7%	8 6%	8 9%	12 7%	16 9%	16 12%	0 0%	3 4%	7 10%	6 6%	8 5%	4 7%	4 24%
A few times a summer	42 17%	18 13%	22 24%	2 15%	38 18%	17 18%	29 19%	36 17%	28 20%	14 15%	30 18%	42 23%	42 33%	0 0%	21 28%	6 9%	15 15%	30 17%	8 15%	3 18%
Rarely or never	108 44%	64 48%	35 39%	9 69%	95 45%	33 34%	66 43%	91 44%	72 50%	35 38%	77 47%	51 28%	0 0%	18 62%	37 49%	33 47%	38 37%	75 44%	25 45%	5 29%
Blank	11 4%	0 0%	0 0%	0 0%	0 0%	0 0%	0 0%	0 0%	0 0%	0 0%	0 0%	0 0%	0 0%	11 38%	0 0%	0 0%	11 11%	6 3%	5 9%	0 0%

IRVINGTON CLUB POOL SURVEY 2017

What type of membership do you currently have?

	###	Membership Type			Child Swim Any	Child Swim Team	Swim Lessons	Child Swim Weekly	Children in home		Adult with C use	Adult w/o C use	Lap Swim	No use	Years			Pool Area Satisfaction			
		TOTAL	Full	Swim	Other	Yes	Yes	Yes	Yes	Yes	No	Yes	Yes	Yes	No use	5 or less	6-15	16+	Satisfi- ed	Neutral	Not
Total	248	134	90	13	212	96	152	206	143	93	165	180	129	29	75	70	103	172	55	17	
Full member	134 54%	134 100%	0 0%	0 0%	112 53%	52 54%	85 56%	109 53%	54 38%	80 86%	71 43%	105 58%	70 54%	16 55%	9 12%	48 69%	77 75%	83 48%	34 62%	13 76%	
Swim membership	82 33%	0 0%	82 91%	0 0%	79 37%	36 38%	53 35%	76 37%	70 49%	11 12%	74 45%	61 34%	52 40%	2 7%	53 71%	18 26%	11 11%	69 40%	12 22%	1 6%	
Associate	10 4%	0 0%	0 0%	10 77%	10 5%	3 3%	6 4%	10 5%	9 6%	1 1%	10 6%	9 5%	4 3%	0 0%	5 7%	2 3%	3 3%	4 2%	4 7%	2 12%	
Both swim and Associate	8 3%	0 0%	8 9%	0 0%	8 4%	5 5%	6 4%	8 4%	8 6%	0 0%	7 4%	5 3%	3 2%	0 0%	6 8%	2 3%	0 0%	8 5%	0 0%	0 0%	
Other	3 1%	0 0%	0 0%	3 23%	3 1%	0 0%	2 1%	3 1%	2 1%	1 1%	3 2%	0 0%	0 0%	0 0%	2 3%	0 0%	1 1%	2 1%	0 0%	1 6%	
Blank	11 4%	0 0%	0 0%	0 0%	0 0%	0 0%	0 0%	0 0%	0 0%	0 0%	0 0%	0 0%	0 0%	11 38%	0 0%	0 0%	11 11%	6 3%	5 9%	0 0%	

IRVINGTON CLUB POOL SURVEY 2017

Approximately how long have you been a member of the Irvington Club (including any type of membership you may have had)?

	###	Membership Type			Child Swim Any	Child Swim Team	Swim Lessons	Child Swim Weekly	Children in home		Adult with C use	Adult w/o C use	Lap Swim	No use	Years			Pool Area Satisfaction			
		TOTAL	Full	Swim	Other	Yes	Yes	Yes	Yes	Yes	No	Yes	Yes	Yes	No use	5 or less	6-15	16+	Satisfi- ed	Neutral	Not
						Yes	Yes	Yes	Yes	Yes	No	Yes	Yes	Yes	No use	5 or less	6-15	16+	Satisfi- ed	Neutral	Not
Total	248	134	90	13	212	96	152	206	143	93	165	180	129	29	75	70	103	172	55	17	
Less than 1 year	1 0%	0 0%	1 1%	0 0%	1 0%	0 0%	0 0%	1 0%	1 1%	0 0%	1 1%	1 1%	1 1%	0 0%	1 1%	0 0%	0 0%	1 1%	0 0%	0 0%	
1-2 years	31 13%	2 1%	26 29%	3 23%	29 14%	7 7%	14 9%	28 14%	29 20%	2 2%	27 16%	18 10%	13 10%	3 10%	31 41%	0 0%	0 0%	27 16%	3 5%	0 0%	
3-5 years	43 17%	7 5%	32 36%	4 31%	38 18%	21 22%	30 20%	37 18%	38 27%	4 4%	39 24%	33 18%	24 19%	0 0%	43 57%	0 0%	0 0%	34 20%	6 11%	3 18%	
6-10 years	43 17%	27 20%	14 16%	2 15%	37 17%	22 23%	27 18%	37 18%	31 22%	12 13%	35 21%	30 17%	20 16%	4 14%	0 0%	43 61%	0 0%	27 16%	12 22%	2 12%	
11-20 years	57 23%	47 35%	9 10%	1 8%	53 25%	25 26%	39 26%	51 25%	28 20%	29 31%	30 18%	46 26%	34 26%	7 24%	0 0%	27 39%	30 29%	35 20%	15 27%	7 41%	
21-40 years	46 19%	40 30%	4 4%	2 15%	39 18%	16 17%	32 21%	38 18%	3 2%	43 46%	18 11%	41 23%	30 23%	4 14%	0 0%	0 0%	46 45%	32 19%	10 18%	3 18%	
41 years or more	2 1%	1 1%	1 1%	0 0%	2 1%	0 0%	1 1%	2 1%	2 1%	0 0%	2 1%	2 1%	1 1%	0 0%	0 0%	0 0%	2 2%	1 1%	1 2%	0 0%	
Don't know/refused	25 10%	10 7%	3 3%	1 8%	13 6%	5 5%	9 6%	12 6%	11 8%	3 3%	13 8%	9 5%	6 5%	11 38%	0 0%	0 0%	25 24%	15 9%	8 15%	2 12%	